


ORDINANCE NO. 473

AN ORDINANCE TO PROVIDE THE ADOPTION OF A BUDGET PROPOSED BY THE CITY MANAGER CONTAINING ESTIMATES OF THE PROPOSED REVENUES AND EXPENDITURES OF THE CITY OF CLARKSTON, GEORGIA, AND TO PROVIDE FOR THE LEVY OF TAXES FOR EXPENSES OF SAID CITY FOR THE FISCAL YEAR BEGINNING JANUARY 1, 2022 AND ENDING DECEMBER 31, 2022.


BE IT ORDAINED BY THE CITY COUNCIL OF THE CITY OF CLARKSTON, GEORGIA:

- SECTION 1. That the proposed Fiscal Year 2022 Budget, attached hereto and incorporated herein as a part of this ordinance is hereby adopted as the Budget for the City of Clarkston, Georgia for Fiscal Year 2022, which begins January 1, 2022 and ends on December 31, 2022.
- SECTION 2. That the several items of revenues, other financial resources, and source of cash shown in the budget for each fund in the amounts shown anticipated are hereby adopted, and that the several amounts shown in the budget for each fund as proposed expenditures or expenses and uses of cash are hereby appropriated to the departments named in each fund.
- SECTION 3. That the "legal level of control" as defined in OCGA §36-81 is set at the departmental level, meaning that the City Manager in the capacity as Budget Officer is authorized to move appropriations from one line item to another within a department, but under circumstances may expenditures or expenses exceed the amount appropriated for a department without a further budget amendment approve by the Mayor and City Council.
- SECTION 4. That all appropriations shall lapse at the end of the fiscal year.
- SECTION 5. That this ordinance shall be and remain in full force and effect from and after its date of adoption.
- SECTION 6. That for the said fiscal year 2022, there are no debt service expenses outstanding for bonds.
- SECTION 7. All ordinances or parts of ordinance, inconsistent with this ordinance are hereby repealed.

ADOPTED this 7th day of December, 2021.


Beverly H. Burks, Mayor


ATTEST:


Tomika R. Lewis, City Clerk

2022 Preliminary Operating & Enterprise Fund Budget




CITY OF
CLARKSTON



where
possibilities
grow

2022

Submitted 10-26-2021
Interim City Manager
Shawanna Qawiy



2022 Preliminary Operating and Enterprise Fund Budget

Fiscal Year 2021-2022

Presented to Clarkston City Council

Councilmembers

Beverly H. Burks

Mayor

Awet Eyasu

Vice Mayor

James Carroll

Councilmember

Ahmed Hassan

Councilmember

Debra Johnson

Councilmember

Laura Hopkins

Councilmember

Mark Perkins

Councilmember

Management Staff

Shawanna Qawiy

Interim City Manager

Dan Defnall

Finance Director

BUDGET OVERVIEW

MEMORANDUM

To: Mayor Beverly Burks
Vice Mayor Awet Eyasu
Councilman James Carroll
Councilman Ahmed Hassan
Councilwoman Laura Hopkins
Councilwoman Debra Johnson
Councilman Mark Perkins

From: Shawanna Qawiy, Interim City Manager
Date: October 26, 2021
Re: Proposed 2022 Fiscal Year Budget

Please find attached the proposed Preliminary FY 2022 City of Clarkston Fiscal Budget for all funds. This budget was compiled with input and assistance from each city department and the Finance Director. The proposed preliminary budget is balanced with revenues equaling expenditures, pursuant to Georgia State Code.

BUDGET OVERVIEW

The total proposed FY 2022 Expenditure Budget for all funds is **\$12,973,624**. The total proposed FY 2022 Revenue Budget for all funds is **\$12,973,624**. Both the Expenditure and Revenue estimates represent a 13% increase compared to FY 2021 amount of \$11,508,463.

The proposed FY 2022 General Fund Operating Budget of **\$7,153,493** represents a \$363,070 (6%) increase as compared to the FY 2021 amount of \$6,790,423.

The initial stages of the 2022 Budget Process have commenced. The Mayor and City Council should note that the proposed 2022 Budget will be provided for your review on October 26, 2021. Effective that date, copies of the 2022 Budget will also be made available to the public electronically on the City of Clarkston website. Hard copies of the proposed budget will be available for review at the Clarkston Public Library as well as onsite at the Clarkston City Hall Annex.

The Public Hearings to receive comments on the 2022 Proposed Budget will be held Tuesday, November 30, 2021, and December 7, 2021. Adoption of the 2022 Budget is scheduled to occur during the Regular Council Meeting held on December 7, 2021.

To allow for a more interactive process and provide for direct input on budget items, you each scheduled meetings with the Interim City Manager during the 2022 Budget Pre-construction process. City management contacted each elected official to facilitate one-on-one meetings the week of October 13th-15th, 2021.

Meetings with the Interim City Manager and the Mayor and City Council, to review the final proposed budget, are scheduled for November 8th-10th 2021. City management will contact each elected official to facilitate scheduling these meetings, during which each councilmember will receive an overview of

the 2022 budget final recommendations. City management will address any questions or concerns regarding the Final 2022 Budget either during or after the briefing sessions.

2022 Budget Calendar

October 6	Capital Expenditure Requests from Department Heads Due
October 6	Budget Worksheets to Department Heads
October 6	Budget Worksheets/Requests Due to Interim City Manager
October 8	Interim City Manager meets with Department Heads to discuss Dept. Wish List
October 11	First Draft of Estimated Budget Consolidated
October 13	Ad Submitted to Champion News 2022 Budget Availability & Public Hearing Notice
October 13-15	Interim City Manager meet with Mayor/Council –Pre-Construction Budget Planning meetings
October 18	Final Consolidated Draft of Budget for Distribution on October 26 Council Work session
October 21	Ad published in Champion News for 2022 Budget Availability & Public Hearing Notice
October 28	Ad published in Champion News for 2022 Budget availability & Public Hearing Notice
November 4	Budget presented to Council /Regular City Council Meeting
November 10	Ad submitted to Champion News for 2022 Budget availability & Public Hearing publications on November 18 and November 25.
November 8 -10	Interim City Manager/Mayor/Council Budget briefings to discuss feedback from November 4 th meetings.
November 18/25	Ads published in Champion News for 2022 Budget availability & Public Hearing Notice* for November 30 and December 7 th meetings.
November 30	Public Hearing on Budget - 6:30pm – Special Called Meeting and 7 PM City Council Work session
December 7	Public Hearing and Adoption of 2021 Budget at Council Meeting*

Adoption of the Budget Ordinance

The budget must be adopted in the form of an ordinance at a public meeting. The council must wait at least one week after the public hearing is held before meeting to adopt the budget. O.C.G.A. § 36-81-6(a).

A prominent notice of the meeting to adopt the budget ordinance/resolution must be published in the Champion newspaper (*this information will be included in the ad to run on Nov 5, 2020*) of general circulation (in a location other than where the legal notices are published) at least one week before the meeting to adopt the budget. O.C.G.A. §§ 36-81-6(a) and 36-81-5(e).

ADMINISTRATION 5.0 Full Time Equivalents (FTE)**STAFF: City Manager, City Clerk, Finance Director, Accountant, Administrative Coordinator**

Total expenditures in the Administration Department has increased from \$1,104,436 in FY 2021 to **\$1,159,801**, an increase of \$55,365 proposed for FY 2022. The Administration Department budget represents 16.5% of the total General Fund Budget.

Group Health Insurance premium costs for the City increased by 5% for FY 2022 compared to a 12.71% increase in FY2021. The overall Group Health Insurance budget for 2021 was \$413,424 and increased by 2% to \$421,932 for FY2022. Health Insurance premium costs remain reasonable as this amount represents 5.9 % of total General Fund Operating expenditures.

The City of Clarkston Defined Benefit Retirement Plan contribution costs increased overall by 16.5% from FY2021, \$476,400 to \$555,214 in FY 2022. The pension contribution cost as a percentage of gross salaries increase by 2.15% to 20.4% in FY2022. Total Retirement Contributions for FY 2022 represent 7.8% of total General Fund Operating expenditures.

POLICE – 21.0 FTE**STAFF: Police Chief, Assistant Police Chief, Captain DEA Task Force, Lt- Uniform Patrol, (4) Sergeants for Patrol, (9) Patrol Officers, (3) CID Staff, (1) Sergeant/State Certification**

Expenditures in Police department are budgeted at **\$2,343,631** for FY 2022 compared to \$2,258,713 in FY 2021 representing an overall increase of \$ 84,918 or 3.8% from FY 2021. The Police department budget for FY 2022 represents 33.4% of the total General Fund budget.

For FY 2022, the Clarkston Police Department authorized, and funded staffing level is recommended at 27 approved full time police personnel, with 6 positions unfunded for 2022. After the 2015 annexation, staffing levels were increased to a total of 26 positions police positions. This FY 2022 budget includes the total of six (6) unfunded positions during the year.

Full-time personnel is a Police Chief responsible for management of the department, an Assistant Chief who commands the operational uniform and criminal investigations divisions, one (1) Sergeant who serves as the department's accreditation and state certification manager and will also serve as the department's training officer to insure all personnel meet P.O.S.T certification requirements and a Captain that is currently assigned to a DEA Task force, one (1) Lieutenant who serves as the uniform patrol commander, three (3) detectives, and nine (9) patrol officers, four (4) Sergeants for patrol, .

The recruitment of qualified and desirable candidates to fill the Patrol Officer positions has been a challenge for the past several years. There has been a reduction in the number of qualified individuals choosing law enforcement as a profession. Consequently, competition to attract and employ qualified candidates has increased.

Despite efforts taken over the past few years to remain competitive such as increasing the starting salary and providing signing bonuses for new officers, the police department continues to maintain

an average of two to four vacant police officer positions at any given point in time over the past several years.

MUNICIPAL COURT – 4.0 FTE

STAFF: Chief Court Clerk, (2) Court Clerks, Records Clerk

Expenditures in Municipal Court department are budgeted at **\$487,759** for FY 2022 compared to \$489,805 FY2021 representing an overall decrease of \$ -2,046 from FY 2021. The Municipal Court budget for FY 2022 represents % of the total General Fund budget. The budget decrease was primarily due to decreases in expenditures related to allocations from court fines payable to other agencies. Overall fines revenues are expected to continue to decrease in FY2022.

PUBLIC WORKS/BUILDING & GROUNDS/ PARKS 11.6 FTE

STAFF: Public Works Director, Public Works Manager, (4) Laborers, (2) Equipment Operators, (1) CDL Drivers, (2) Crew Leaders

The FY2022 operating budget for Public Works, Building & Grounds and Parks is **\$1,208, 533 versus 1,164,556**, in FY 2021 and represents 17.2% of the total General Fund Expenditures budget. We have also budgeted the following capital expenditure items for Public Works in FY 2022 to include two (1) new Ford F-150 pickup truck (\$28,500) to replace a 2003 model. We have also budgeted \$90,000 for improvements at Public Works facility for land upgrade of donated property. We are also adding a part-time Park Ranger position to Public Works for FY2021.

Public Works staff continue to ensure the maintenance and care of the City's rights-of-way including streets, sidewalks, and small passive pocket-park areas, as well as our active (Milam) and passive (Friendship Forest and 40 Oaks Nature Preserve) parks. Staff performs a variety of maintenance, beautification, and improvement work including all mowing/weeding including the CSX right-of-way throughout our city limits, tree trimming/removal (parts are contracted out), trash/debris abatement and removal (from rights-of-ways and all City properties), and all other beautification maintenance as needed. Staff is housed out of the Public Works complex located at 3620 Montreal Creek Court.

PLANNING/ECONOMIC & DEVELOPMENT – 3.0 FTE

STAFF: Vacant (Planning/Economic Development Director), Code Compliance Officer, Economic Development Coordinator

The Planning/Economic and Development department is responsible for all zoning, plan review, building inspection and permitting functions. The Planning & Development Director has been assigned to manage the activities of our technical consultants associated with these activities in addition to providing technical assistance to the Planning and Zoning Board, Mayor and City Council, and the City Manager. Professional fees for zoning, planning, and building Inspection services are currently budgeted in this department.

Effective code enforcement will continue to be critical to the future success of Clarkston's economic development efforts. Given the age of many of our commercial, retail, and multi-family dwellings, the City will continue to focus on addressing property maintenance issues that continue to persist. Code enforcement staff have done an excellent job of bringing the many commercial and retail businesses and multi-family complexes obtained as a result of annexation, into compliance.

Therefore, for FY 2021, the city will continue to provide code enforcement services utilizing a full-time staff person employed directly by the City of Clarkston. Additionally, the City will continue to contract with a third-party vendor to assist staff with providing construction plan review.

The recommended FY2022 budget for Planning and Development is **\$546,500** versus \$440,6014 in FY 2021, an increase of \$105,799 primarily due to the addition of the Economic Development Coordinator position and a reduction in Professional Services. The FY 2022 Planning and Economic Development budget represents 7.8% of the total General Fund Expenditures budget.

Community Action Projects

The City of Clarkston believes that it is important to support programs and projects that enhance the quality of life for all residents. Therefore, in FY 2021, this budget appropriates \$171,500 to support the following Community Action Projects:

- Urban Agriculture - \$40,000
- Senior Programs - \$10,000
- Public Arts Programs - \$10,000
- Health Advisory Task Force - \$10,000
- Early Learning Task Force \$10,000
- Youth Advisory Task Force \$10,000
- Recreation Programs - \$10,000
- Clarkston CultureFest Event - \$7,500
- Sagal Radio - \$7,000
- Clarkston Community Center - \$10,000
- Clarkston Special Events - \$40,000
- CDF-Tell Me A Story - \$7,000

Community Development projects budgeted at \$171,500 represents 2.4% of total general fund expenditures.

Debt Service

The City anticipates the need to obtain a TAN, (Tax Anticipation Note) in FY 2022 as bridge funding until property tax revenues is obtained during the 4th quarter of 2022, in the amount of \$700,000. The estimated interest and loan origination fees amount is \$12,000 and has been included in the FY 2022 budget.

The FY 2022 General Fund appropriation for Debt Service is **\$743,179** compared to \$840,812 budgeted in FY 2020. Debt Service Payments represent 10.6% of total general fund expenditures.

SPLOST Fund

The SPLOST referendum was approved by the voters on November 7th, 2017. Expected SPLOST tax proceeds for FY2022 are budgeted at **\$2,207,750**. In FY 2020, the City secured a SPLOST bond in

the amount \$7,282,000 with the principal and interest payments to be paid from SPLOST tax proceeds over the next four (4) years..

The SPLOST Fund expenditures budget for FY 2022 totals **\$4,056,098** and includes payment of bond principal in the amount of **\$2,081,000** and interest payments (on both bond issues) of **\$94,698** to be paid from the SPLOST tax revenues received. SPLOST construction projects for FY2022 are expected to be **\$1,875,000** and will be funded by the SPLOST bond proceeds and SPLOST tax revenues received.

Storm Water Utility Fund

Storm Water Utility Revenue is expected to be \$353,789 for FY 2022. The City will continue to address storm water maintenance issues throughout the City and implement the City's Storm Water Management Plan as required by the Georgia Environmental Protection Division. Total Storm Water expenditures for FY 2022 include one major repair/replacement project estimated at \$100,000 (Partitions Project). The City has also allocated \$107,650 in salaries and payroll taxes to the Stormwater Fund from the Public Works department to cover the staff time spent during the late winter/early spring do annual stormwater maintenance and clearance of all storm water structures. Total Storm Water Fund Expenditures in FY 2022 are budgeted at **\$353,789**.

Sanitation Enterprise Fund

The Sanitation Enterprise Fund continues to perform adequately. Expenditures and revenues for FY 2021 are projected at **\$253,507**. The contract with Waste Management provides for an annual increase commensurate with the CPI.

Grant Funds

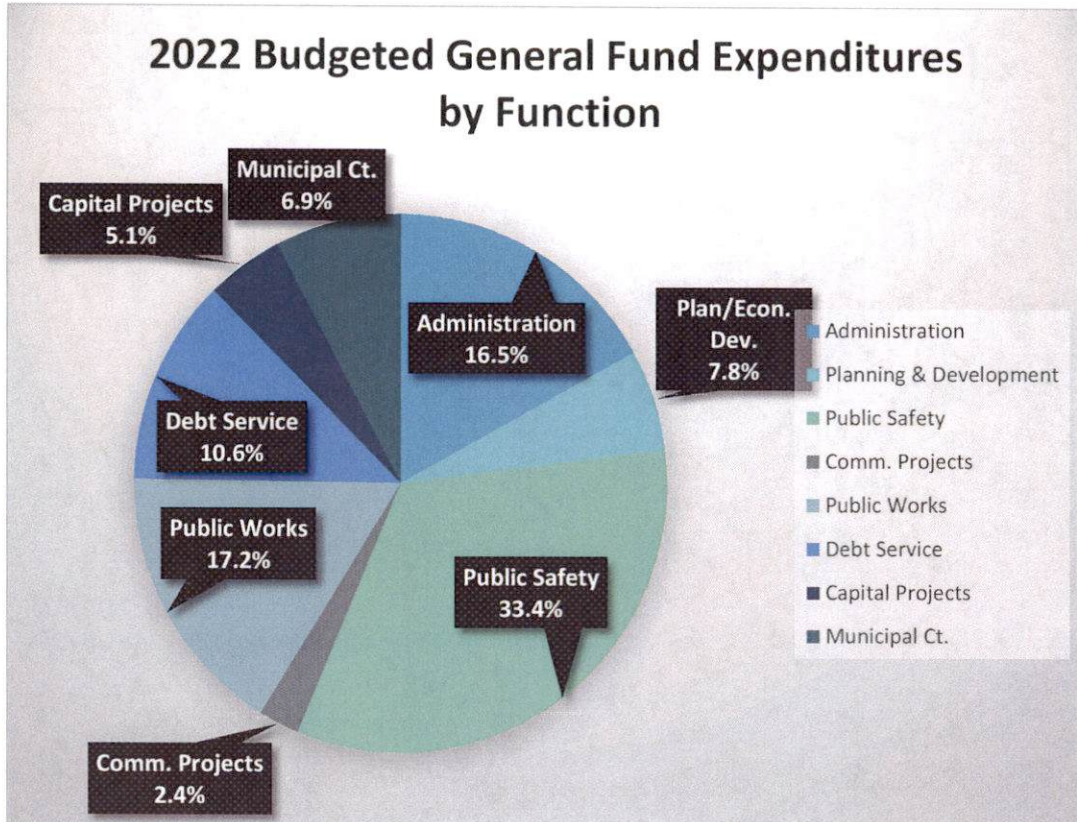
The City of Clarkston received funding from two (2) grant sources during the FY 2021 budget year. The City received \$86,224 from the Local Maintenance & Improvement (LMIG) state grant fund, \$4,000 from the US Department of Justice for police ballistic vests. The city expects to spend \$366,718 from grants in FY 2022, with \$91,600.45 from GDOT LMIG grant and \$4,000 for US Department of Justice on ballistic vest reimbursements.

Expenditures Summary

The total proposed FY 2022 Expenditure Budget for all funds is **\$12,973,624** which represents an increase of \$1,465,161 as compared to \$11,508,463 in FY 2021.

The proposed FY 2022 General Fund operating budget of **\$7,153,493** represents a \$363,070 **increase** as compared to the FY 2021 amount of \$6,790,423.

As depicted in the chart below, the largest expenditure categories by percentage for General Fund Expenditures are Public Safety 33.4%, Administration at 16.5% and Public Works 17.2% of the total expenditure budget. Debt service costs remain manageable at 10.6% of total FY 2022 expenditures.



Revenues Summary

The proposed FY 2022 Proposed General Fund Total Revenue budget of **\$7,453,493** represents an increase of \$363,070 or 5.3% as compared to \$6,790,858 in FY 2021.

As of September 30, 2020	2020 ACTUAL	2021 ADOPTED BUDGET	2021 ACTUAL AS OF 09/30/2021	% OF BUDGET	2021 PROJECTED & AMENDED BUDGET	2022 BUDGET REQUEST
REVENUES						
General Fund	5,659,119	6,790,423	1,968,600	29.0%	7,018,489	7,153,493
Other Funds:						
Federal Seizures Fund	45,556	80,000	70,445	88.1%	132,270	80,000
City Seizures Fund	-	-	-	0.0%	300	500
Grants Fund	1,077,344	104,000	87,820	84.4%	90,224	366,718
HOST Fund	-	71,194	-	0.0%	71,194	71,194
Stormwater Fund	315,622	326,190	66,470	20.4%	610,481	353,789
Sanitation Fund	217,353	217,900	31,403	14.4%	217,900	253,507
Affordable Housing Trust Fund	200,000	-	-	-	-	-
Coronavirus Relief Fund	-	-	1,433,288	-	1,399,731	643,725
SPLOST Fund	9,068,356	3,918,756	1,385,222	35.3%	3,518,756	4,050,698
Total Revenue - All Funds	16,583,350	11,508,463	5,043,249	43.8%	13,059,345	12,973,624

EXPENDITURES						
GENERAL FUND EXPENDITURES						
Administration	1,078,738	1,104,436	929,348	84.1%	1,281,110	1,159,801
Buildings and Grounds	108,232	117,224	102,902	87.8%	151,125	131,760
Planning and Development	344,153	440,601	263,870	59.9%	404,221	546,500
Community Action Projects	29,768	171,500	39,550	23.1%	60,000	171,500
Municipal Court	437,973	489,805	320,048	0.0%	449,691	487,759
Police	1,970,335	2,258,713	1,601,223	0.0%	2,186,583	2,343,631
Public Works	863,902	904,982	740,618	81.8%	935,978	929,893
Parks	38,953	142,350	90,770	63.8%	125,830	146,880
Debt Service	671,060	840,812	467,973	55.7%	746,591	743,179
Capital Projects Fund - General Fund	152,095	320,000	58,788	18.4%	312,878	361,100
Total General Fund Expenditures	5,695,209	6,790,423	4,615,090	68.0%	6,654,007	7,022,003
Other Funds Expenditures						
Federal Seizures Fund	163,261	80,000	117,207	146.5%	132,270	80,000
City Seizures Fund	-	-	100	-	300	500
Grants Fund	973,603	104,000	1,597	0.0%	90,224	366,718
Coronavirus Relief Fund	-	-	585,328	-	1,399,731	643,725
HOST Fund	-	71,194	-	0.0%	71,194	71,194
SPLOST Fund	3,155,803	3,918,756	2,501,082	63.8%	3,518,756	4,050,698
Affordable Housing Trust Fund	-	-	-	-	-	-
Stormwater Fund	247,203	326,190	100,054	30.7%	610,481	353,789
Sanitation Fund	142,079	217,900	145,117	66.6%	217,900	253,507
Total Expenditures - ALL FUNDS	10,377,158	11,508,463	7,065,574	70.1%	12,694,862	12,842,134

General Fund Surplus/(Deficit) 364,482 131,490

General Fund Expenditures Allocation by Function

	2020 Projected	% of Budget	2021 Budget	% of Budget
Administration	1,281,110	19.3%	1,159,801	16.5%
Planning & Development	404,221	6.1%	546,500	7.8%
Public Safety	2,186,583	32.9%	2,343,631	33.4%
Municipal Court	449,691	6.8%	487,759	6.9%
Community Development Projects	60,000	0.9%	171,500	2.4%
Public Works	1,212,933	18.2%	1,208,534	17.2%
Debt Service	746,591	11.2%	743,179	10.6%
Capital Projects	312,878	4.7%	361,100	5.1%
	6,654,007	100.0%	7,022,004	100.0%

2022 PRELIMINARY OPERATING & ENTERPRISE FUND BUDGET

EXPENDITURE							
As of September 30, 2020		2020 ACTUAL	2021 ADOPTED BUDGET	2021 ACTUAL AS OF 09/30/2021	% OF BUDGET	2021 PROJECTED & AMENDED BUDGET	2022 BUDGET REQUEST
GENERAL ADMINISTRATION - 10-1110, 1310, 1330, 1400, 1500							
Council Salaries	511100	63,279	72,000	53,430	74.2%	72,000	72,000
Council Health Insurance	512100	25,837	33,288	20,311	61.0%	25,000	34,872
Council/FICA	512200	3,898	4,464	3,145	70.4%	4,464	4,464
Council Medicare	512300	912	1,044	736	70.5%	1,044	1,044
Council Retirement	512400	13,337	13,140	9,686	73.7%	13,140	14,688
Council/Travel	523500	3,165	8,000	4,363	54.5%	6,000	8,000
Council/Education/Training	523700	3,235	8,000	3,544	44.3%	5,000	8,000
Mayor/ Salary	511100	10,000	15,000	11,250	75.0%	15,000	15,000
Mayor Health Insurance	512100	2,123	8,244	6,258	75.9%	8,244	8,484
Mayor/FICA	512200	598	930	698	75.0%	930	930
Mayor/Medicare	512300	140	218	163	74.8%	218	218
Mayor Retirement	512400	2,779	2,738	2,018	73.7%	2,738	3,060
Mayor/Travel	523500	321	3,000	-	0.0%	3,000	3,000
Mayor Education/Training	523510	-	1,500	425	28.3%	1,500	1,500
Gen Adm/Salaries	511100	473,399	420,913	471,957	112.1%	592,400	441,898
Gen Adm/Group Ins	512100	54,588	43,320	40,519	93.5%	49,000	34,716
Gen Adm/FICA	512200	28,714	26,097	25,736	98.6%	33,300	27,398
Gen Adm/Medicare	512300	6,715	6,103	6,720	110.1%	8,600	6,408
Gen Adm/Retirement	512400	86,973	76,817	56,627	73.7%	76,817	90,147
Gen Adm/Work Comp	512700	1,921	2,105	2,727	129.5%	2,800	2,209
Tax Billing/Coll Svc	521100	3,898	4,500	4,018	89.3%	4,500	4,500
Gen Adm-Board Elections	521110	3,129	2,000	-	0.0%	2,000	4,000
City Auditor	521200	34,500	36,000	22,350	62.1%	36,000	43,000
City Attorney	521210	104,808	101,000	63,552	62.9%	112,500	112,500
Gen Adm/Professional	521215	13,247	50,000	17,499	35.0%	30,000	40,000
Computer/Hard& Soft	521300	44,477	52,050	30,869	0.0%	52,050	51,200
Gen Adm/-Repairs/Maint	522200	-	1,000	-	0.0%	1,000	1,000
Equip/Rental/Lease	522320	4,073	4,800	3,469	72.3%	4,800	4,800
Prop/Liability Ins	523100	35,934	40,000	11,951	29.9%	40,000	40,000
Communications	523200	1,787	2,500	1,509	60.4%	2,500	2,500
Postage	523210	2,884	3,600	1,873	52.0%	3,000	3,600
Advertising	523300	2,754	4,500	3,904	86.8%	6,000	6,000
Printing Service	523400	7,141	9,000	11,233	124.8%	13,000	10,000
Travel	523500	32	1,500	323	21.5%	1,000	5,000
Dues & Fees	523600	23,255	23,665	22,645	95.7%	23,665	23,665
Education	523700	199	2,000	-	0.0%	2,000	3,000
Other Miscellaneous Expense	523910	2,511	3,000	1,298	43.3%	3,000	3,000
Bank/Finance Charges	523920	9,640	9,900	10,402	105.1%	17,500	17,500
General Supplies	531100	2,321	3,000	1,905	63.5%	3,000	3,000
Books & Periodicals	531400	-	400	-	0.0%	400	400
Small Equipment	531600	-	2,000	140	0.0%	1,000	2,000
Uniform	531700	216	600	95	15.8%	500	600
Other Supplies	531710	-	500	-	0.0%	500	500
Furniture and Fixtures	542300	-	-	-	-	-	-
Computer Equipment	542400	-	-	-	0.0%	-	-
TOTALS		1,078,738	1,104,436	929,348	84.1%	1,281,110	1,159,801

CITY HALL- GENERAL ADMINISTRATION
BUDGET
2022

1100	CITY COUNCIL	
511100	City Council Salaries	\$72,000
512100	City Council Health Insurance	\$34,872
512200	City Council FICA	\$4,464
512300	City Council Medicare	\$1,044
512400	City Council Retirement	\$14,688
523500	City Council Travel	\$8,000
523700	City Council Training	\$8,000
SUBTOTAL COUNCIL		\$143,068

1300	MAYOR	
511100	Mayor Salaries	\$15,000
512100	Mayor Health Insurance	\$8,484
512200	Mayor FICA	\$930
512300	Mayor Medicare	\$218
512400	Mayor Retirement	\$3,060
523500	Mayor Travel	\$3,000
523700	Mayor Training	\$1,500
SUBTOTAL MAYOR		\$32,192

01500	GENERAL ADMINISTRATION	
00051	PERSONAL SERV. & EMPLOYEE BEN.	
511100	Administration Full Time/Interim Salaries Funding for 5 positions: City Manager, City Clerk, Finance Director, Accountant, Admin Coordinator.	\$441,898
511200	Administration Salaries Part Time (none at this time)	\$0
511300	Administration Overtime	\$0
512100	Administration Insurance- Health	\$34,716
512200	Administration Social Security FICA (6.2%)	\$27,398
512300	Administration Medicare (1.45%) Total Salaries – Full-time 1.45% x total	\$6,408
512400	Administration Retirement Contributions GMEMBS Pension Plan 20.4% of annual full-time salaries	\$90,147
12500	Administration Tuition Reimbursement	\$0
512700	Administration Worker's Compensation (GMA)	\$2,209
	SUBTOTAL PERSONNEL/EMPLOYEE BENEFITS	\$602,776
00052	PURCHASED CONTRACTED SERVICES	
521100	Administration Tax Billing/Collection Services DeKalb County Tax Commissioner Property Tax Billing	\$4,500
521110	Administration Board of Elections Services DeKalb County Board of Elections Services	\$4,000
521200	Administration Audit Fees Annual Audit \$36,000 A133 Single Audit due to Federal Grants \$7,000	\$43,000

521210	Administration City Attorney Fees City Attorney Fees \$8,000 monthly \$96,000 Bond Attorney Fees – Tax Anticipation Note \$5,000	\$112,500
521215	Administration Professional Services Fees City Annexation Studies \$15,000 Grant Writing \$20,000 ClearGov Insight Implementation \$7,500	\$40,000
521300	Administration Information Technology Services VC3-Website Annual Maintenance \$10,000 VC3, Inc – Info Tech Support Svcs \$1,600 x 12 mths = \$19,200 INOVA Payroll Processing Fees \$12,000 OpenRDA Accounting Software Support and Maintenance Fees \$7,000 Streaming GMA I/T Fees = \$250 x 12 mths = \$3,000	\$51,200
522200	Administration-Repairs & Maintenance	\$1,000
522320	Administration Equipment Rental Neopost Postage Machine Rental \$300/qtr = \$1,200 Toshiba Copier \$300/mth = \$3,600	\$4,800
523100	Administration Insurance - (GIRMA) Administration Liability Insurance	\$40,000
523200	Administration Communications AT&T FirstNet Cell Phones/Wireless Devices \$208.34 per month = \$2,500	\$2,500
523210	Administration Postage & Shipping United States Postal Service, UPS and FedEx charges. \$300 per month	\$3,600
523300	Administration Advertising - Legal Cost for advertising public hearings, grant bids, RFPs, and other state requirements.	\$6,000
523400	Administration Printing & Binding Printing and copy costs associated with stationary, envelopes, business cards, forms, etc. \$2,000 Municode updates \$6,000 Toshiba copier printing overage billings \$2,000	\$10,000

523500	Administration Travel	\$5,000
	Hotel expense and travel reimbursement for conferences, mileage reimbursements	
	City Clerk Conference Travel-Hotels, Mileage and Meals	\$1,500
	City Manager Travel-Hotels Mileage, and Meals	\$2,500
	Other Staff Travel	\$1,000
523600	Administration Dues & Subscriptions	\$23,665
	Dues for professional associations and subscriptions	
	Dekalb Municipal Association	\$9,000
	GMA Telecom Fees	\$7,200
	GMA Membership Dues	\$4,800
	GMA Unemployment Services Fee	\$100
	National League of Cities Dues	\$1,200
	Dekalb Chamber of Commerce	\$450
	Institute of Mgmt Accountants Dues-Fin. Dir.	\$295
	GGFOA Dues – Finance Director	\$50
	IIMC Dues – City Clerk	\$195
	Welcoming America - Mayor	\$50
	GMC/FOA Dues – City Clerk	\$50
	National Civic League	\$275
523700	Administration Education & Training.	\$3,000
	Total administrative costs associated with registration costs or conferences, certifications, and training for:	
	City Manager – Conferences	\$1,500
	City Clerk – GMA City Clerk Conferences	\$1,000
	Accountant – Training/Conferences	\$500
523910	Administration Miscellaneous Expense	\$3,000
	Drug testing, background checks, employee recognition pins, florist bills, and unforeseen administrative expenses.	
	Cost of meals for meetings	
523920	Administration Bank Fees & Charges	\$17,500
	Wells Fargo Bank Analysis Fees \$300/mth = \$3,600	
	Credit Card Processing Fees-ETS/Bankcard = \$1,125/mth = \$13,500	
	Banking Supplies-Deposit slips, etc. = \$400	
SUBTOTAL PURCHASED AND CONTRACT SERVICES		\$375,265

00053	SUPPLIES		
531100	Administration Office Supplies		\$3,000
	Paper, pens, individual printers, printer cartridges, high quality documents, photos, copied material, folders, spiral notebooks, etc.		
531400	Administration Books & Periodicals		\$400
	Books, manuals, and other published information.		
531600	Administration Small Equipment		\$2,000
	Replacement Equipment as needed	\$2,000	
531700	Administration Uniforms		\$600
531710	Administration Other Supplies		\$500
	Office Furnishings or replacement		
	SUBTOTAL SUPPLIES		\$6,500
	TOTAL ADMINISTRATION (DEPT 1500)		\$984,541
	TOTAL 1110, 1310, AND 1500		\$1,159,801

2022 PRELIMINARY OPERATING & ENTERPRISE FUND BUDGET

EXPENDITURE							
As of September 30, 2020							
POLICE DEPARTMENT - 30-3200							
Salaries-Full Time	511100	1,063,917	1,225,300	898,282	73.3%	1,168,700	1,214,445
Salaries-Part Time	511200	-	-	-		-	-
Overtime	511300	14,165	12,000	12,481	104.0%	16,667	16,000
DEA Task Force Overtime	511310	31,173	18,000	22,206	123.4%	29,000	18,000
Health Insurance	512100	126,886	192,024	126,736	66.0%	152,160	189,840
FICA Contributions	512200	64,935	77,829	55,813	71.7%	72,800	77,404
Medicare Contributions	512300	15,186	16,794	13,052	77.7%	16,794	18,102
Retirement Contribution	512400	218,352	229,092	168,879	73.7%	225,333	254,683
Tuition Reimbursement	512500	-	-	-		-	-
Workers Compensation Insurance - GMA	512700	66,922	72,068	57,948	80.4%	60,000	62,422
Uniforms-Protective Gear	512905	4,083	3,900	2,665	68.3%	3,900	4,536
Uniforms	512910	18,133	18,035	9,644	53.5%	18,035	17,305
Professional Services	521220	3,150	3,880	650	16.8%	3,880	3,880
Police Admin IT Fee	521300	89,192	97,220	60,132	61.9%	84,000	102,300
Repairs/Maint	522200	9,564	10,000	14,034	140.3%	52,000	52,500
Vehicle Repairs/Maint	522210	30,083	30,000	26,757	89.2%	36,000	30,000
Equip/Rental-Lease	522320	31,805	13,664	31,281	228.9%	38,464	38,464
Liability Insurance -GIRMA	523100	72,745	96,000	27,001	28.1%	86,000	96,000
Communications	523200	29,104	13,107	11,559	88.2%	18,000	21,600
Postage	523210	32	250	393	157.2%	500	500
Advertising	523300	-	2,000	-	0.0%	-	2,000
Printing	523400	2,186	3,000	2,428	80.9%	3,000	3,000
Travel	523500	2,834	6,000	4,766	79.4%	6,000	6,000
Dues & Fees	523600	15,722	15,450	8,452	54.7%	15,450	15,450
Education/Training	523700	1,930	6,000	4,653	77.6%	6,000	6,000
Other Expense	523910	1,183	2,000	1,699	85.0%	2,000	2,000
Office Supplies	531100	2,741	2,500	2,604	104.2%	3,000	3,000
Supplies-Special Events	531120	-	-	-		-	7,600
Investigative Supplies - CID	531130	2,395	2,500	217	8.7%	2,500	2,500
Gas, Oil & Diesel	531270	33,030	72,000	29,619	41.1%	54,000	60,000
Books & Periodicals	531400	657	400	386	96.5%	400	400
Small Equipment	531600	18,230	17,700	6,883	38.9%	12,000	17,700
Totals		1,970,335	2,258,713	1,601,223	70.9%	2,186,583	2,343,631

Clarkston Police Department

2022 Budget

Personnel Services & Employees

511100	Police Department Salaries Full Time Annual base salaries for 21 total staff 2 - Police Chief & Assistant Police Chief 1 – Captain DEA Task Force 1 – Lieutenant-Uniform Patrol Commander 4 – Sergeants for Patrol 9 – Patrol Officers 3 - CID Staff 1 – Sergeant Community Relations/State Certification 27 Approved positions, with 6 unfunded 2022	\$1,214,445
511300	Police Department Overtime Used for proactive police operations, emergency situations, special events, and mandatory training.	\$16,000
511310	Police Department DEA Taskforce Overtime	\$18,000
512110	Police Department Insurance (Health-Life-Dental)	\$189,840
512200	Police Department Social Security FICA (6.2%) (6.2% of full, part-time, and overtime salaries)	\$77,404
512300	Police Department Medicare (1.45% of full, part-time & overtime salaries)	\$18,102
512400	Police Department Employee Retirement Program The rates are 20.4% of annual full-time salaries	\$254,683
512500	Police Department Tuition Reimbursement	\$0
512700	Police Department Worker’s Comp Insurance (GMA) 5% of regular full-time and part-time salaries.	\$62,422
512905	Police Department Uniforms – Protective Gear Requesting 6 ballistic vests; (1) for normal replacement and (5) for new hires this includes turnover at \$756 per vest.	\$4,536

512910	Police Department Uniforms	\$17,305
	<ul style="list-style-type: none"> • \$125 per officer (21) for one pair of boots = \$2,625 • 3 vacant positions. To outfit a new officer cost is approximately \$1,400 for uniforms. 3 x \$1,400 = \$4,200 • Duty gear for 3 vacant positions \$800 x 3 = \$2,400 • Carriers to carry our issued body cameras need to be replaced 9 x \$120 = \$1080. • Normal replacement of uniforms for 14 officers (excluding new hires who will receive new uniforms) \$500 x 14 = \$7,000 	

Sub-total Personnel Service & Employees **\$ 1,872,737**

Purchased/Contracted Services

521220	Police Department Professional Services	\$3,880
	<p>Includes fees for applicant processing, consultants, testing and other professional services.</p> <p>Physical exams (\$85 x 8 = \$680)</p> <p>Psychological exams (\$275 x 8 = \$2,200)</p> <p>Polygraph exams (\$125 x 8 = \$1,000)</p>	
521300	Police Department Information Technology Support	\$102,300
	<p>VC3, Inc. annual IT Support Fees - \$4,800x12= \$57,600</p> <p>VC3, Inc. MDT Support Fees - \$2,400x12= \$28,000</p> <p>VC3, Inc.-NEW-Premise Server Backups PD - \$7,100</p> <p>VC3, Inc.-NEW-NEW PD Server P2P-Tyler - \$6,000</p> <p>Tritech software annual support- \$2,800</p>	
522200	Police Department Equipment Repairs & Maintenance	\$52,500
	<p>Rite Weight, Inc \$350</p> <p>Mobile Comm-Dekalb \$2,000 x 4 (per quarter) = \$8,000</p> <p>Dragoneye Technology \$400</p> <p>Other Equipment Repairs-Spotlights, Misc = \$1,250</p> <p>Flock Cameras 17 x \$2,200 = \$42,500</p>	
522210	Police Department Vehicle Repairs & Maintenance	\$30,000
	<p>Upkeep and repairs on our fleet of vehicles.</p> <p>Tires – Kauffman Tires</p> <p>Vehicle Cleaning – Finish Line Car Wash</p>	
522320	Police Department Equipment Rental/Lease Contracts	\$38,464
	<p>Toshiba Copiers \$300/ month= \$3,600</p> <p>AXON Tasers Annual Fees = \$3,200</p> <p>AXON Tasers Lease Payments = \$6,864</p> <p>Motorola Radios - \$6,200 x 4 = \$24,800</p>	

523100	Police Department Insurance – GIRMA General Automobile Liability & Physical Damage = \$45,000 Law Enforcement Liability = \$46,000 Deductibles Budget = \$5,000	\$96,000
523200	Police Department Communications Includes: <ul style="list-style-type: none"> ▪ AT&T FirstNet phones and air cards for vehicles \$1,800 x 12 = \$21,600 	\$21,600
523210	Police Department Postage	\$500
523300	Police Department Advertising Employment Recruiting Ads	\$2,000
523400	Police Department Printing Includes funds for printing letterhead, business cards and other required forms. Update all business cards with cityofclarkston.com email address.	\$3,000
523500	Police Department Travel Includes travel costs for seminars, conferences, conventions, and other training programs. This includes the travel for all members of the dept. attending training outside of the metro Atlanta area.	\$6,000
523600	Police Department Dues and Subscriptions <ul style="list-style-type: none"> ▪ Georgia Association of Chiefs of Police \$250 ▪ International Association of Chiefs of Police \$300 ▪ International Association of Chiefs of Police NET- \$525 ▪ State Re-Certification Annual Fee \$300 ▪ Dekalb Chief's Association \$100 ▪ GA Assoc. Law Enforcement Firearms \$110 ▪ GPAC Membership \$250 ▪ Georgia Peace Officers Association \$75 ▪ LEFTA Tracking-Employee Tracking \$2,735 ▪ Power DMS Annual Dues \$5,000 ▪ UTILITY Annual Dues \$4,000 ▪ Thomson Reuters Research Database Subscription \$2,640 ▪ National Internal Affairs Association \$100 ▪ Metropol \$300 ▪ Other \$300 	\$15,450
523700	Police Department Education & Training Training for all department members includes symposiums and specialized classes that are not readily available at the State or Local Academy.	\$6,000

523910 Police Department Miscellaneous Expense \$2,000
 Allows for miscellaneous expenses not specified under other line items such as shipping costs, batteries, coffee, etc. Investigator meetings, and staff meetings. Identification cards for new hires. Food, medical care, and misc. for K9 Donut. Physical exams plus drug screening new hires plus employees.

Subtotal Purchased/Contracted Services \$379,694

Supplies

531100 Police Department Office Supplies \$3,000
 Based on history of usage and anticipated requirements, particularly in printer cartridges, paper and other computer supplies as well as office supplies normally used. Adjusted for thermal paper expenses.

531120 Supplies for Special Events \$7,600
 Police swag for giveaways throughout the year.

531130 Investigative Supplies - CID \$2,500
 Equipment and supplies for proper criminal investigations. Including digital recording for witnesses, safety supplies and equipment, latent fingerprint collection kits and drug field testing refills, and translators as needed.

531270 Police Department Fuel and Oil \$60,000

531400 Police Department Books & Periodicals \$400

531600 Police Department Small Equipment \$17,700
 Includes ammunition and targets for firearm training to include targets. Taser unlimited live cartridges and PPM batteries.

Sub-total Supplies \$91,200

Total Operating Budget \$2,343,631

Capital Expenditures

- Renewal of AVailWeb software services to support twenty-one (21) Police Officers with BodyWorn cameras.
- Renewal; of AVailWeb software services to support thirteen (13) Police Vehicles with RocketIoT In-Car Video.
- Deployment of one (1) New RocketIoT Automated License Plate Recognition (APLR) service into an existing RokerIoT equipped Police Vehicle of the Department’s choosing.
- Computer Aided Dispatch (CAD) – integration Services.
- CAD activation and call association for all BodyWorn Cameras upon receiving service dispatch call for service.
- Period of agreement: **Five (5) years.**
- Total system price, inclusive of all hardware, software licenses, BodyWorn generated data storage/retrieval, warranty, support, and one-time marquee Customer discounts of (-\$36,150) for a five (5) year period for a total of: \$212,600.

Option – 1: Direct Pay to UA,Inc. (in Year 1)

Payment 1: Due Upon Signing of Agreements	\$106,300
Payment 2: Due Upon Shipment of Hardware	\$63,780
Payment 3: Due Upon Training	\$42,520
Payment 4: Due Upon Final Acceptance	\$21,260

Total: \$212,600

Option – 2: Direct Pay to UA, Inc. (in Years 1-5)

Note: All payments are due on a NET30 basis to avoid a 3% late fee, assessed per month

Payment 1: Year 1 of Renewal – Due April 15 th , 2022,	\$42,520
Payment 2: Year 2 of Renewal – Due April 15 th , 2023,	\$42,520
Payment 3: Year 3 of Renewal – Due April 15 th , 2024,	\$42,520
Payment 4: Year 4 of Renewal – Due April 15 th , 2025,	\$42,520
Payment 5: Year 4 of Renewal – Due April 15 th , 2026,	\$42,520

Total: \$212,600

EXPENDITURE							
As of September 30, 2020							
MUNICIPAL COURT - 20-2650							
Salaries	511100	190,743	199,583	142,960	71.6%	195,000	208,936
Part Time Salaries	511200	-	-	-	-	-	-
Overtime	511300	593	3,000	-	0.0%	-	3,000
Health Insurance	512100	29,182	35,076	28,692	81.8%	34,700	38,760
FICA Contributions	512200	11,154	12,560	8,263	65.8%	10,790	13,140
Medicare Contributions	512300	2,608	2,937	1,933	65.8%	2,600	3,073
Retirement Contribution	512400	36,169	36,971	27,254	73.7%	36,971	43,235
Tuition Reimbursement	512500	-	-	-	-	-	-
Workers Compensation Insurance - GMA	512700	853	1,013	921	90.9%	1,000	1,060
Uniforms	512910	538	1,200	-	0.0%	-	1,200
City Judge	521200	22,000	24,000	16,000	66.7%	24,000	24,000
City Solicitor	521210	7,000	12,000	7,000	58.3%	12,000	12,000
Public Defender	521215	5,600	9,600	7,200	75.0%	9,600	9,600
Professional Services	521220	4,756	5,800	5,799	100.0%	9,600	9,600
Information Technology Services	521300	47,221	55,760	9,954	17.9%	14,000	15,400
Equipment Rental	522320	2,885	3,600	2,578	71.6%	3,000	3,600
Communications	523200	1,363	1,560	1,127	72.3%	1,560	1,560
Printing	523400	1,904	2,000	1,625	81.3%	2,000	2,000
Travel	523500	-	3,500	827	23.6%	2,800	4,700
Dues & Fees	523600	220	720	200	27.8%	720	720
Education/Training	523700	865	1,525	-	0.0%	500	1,825
Other Expense	523910	-	300	155	51.7%	300	300
Office Supplies	531100	3,024	3,000	1,092	36.4%	2,000	3,000
Books & Periodicals	531400	-	200	-	0.0%	200	200
Small Equipment	531600	1,703	1,000	-	0.0%	500	1,000
A & B Fund	571000	10,687	10,000	13,323	133.2%	20,000	20,000
Training Fund	571010	15,854	20,000	13,196	66.0%	20,000	20,000
Crime Victim Emer Fund	571020	9,612	9,000	7,288	81.0%	11,250	11,250
Crime Victim DUI Fund	571030	468	600	330	55.0%	600	600
Brain & Spinal Inj Fund	571040	1,420	500	870	174.0%	1,400	1,400
Indigent Defense Fund	571060	19,067	25,000	14,459	57.8%	22,000	22,000
Crime Lab Fee	571070	450	600	314	52.3%	600	600
County Drug Treatment	571080	7,102	3,200	4,219	131.8%	6,000	6,000
Drivers Ed/Tng	571090	2,931	4,000	2,469	61.7%	4,000	4,000
Totals		437,973	489,805	320,048	65.3%	449,691	487,759

Clarkston Municipal Court

2022 Budget

Personnel Services & Employees

511100	Municipal Court Salaries Full Time Four full-time court staff	\$208,936
511200	Municipal Court Salaries Part Time	\$0
511300	Municipal Court Overtime	\$3,000
512110	Municipal Court Insurance (Health-Life-Dental)	\$38,760
512200	Municipal Court Social Security FICA (6.2%) (6.2% of full, part-time, and overtime salaries)	\$13,140
512300	Municipal Court Medicare (1.45% of full, part-time & overtime salaries)	\$3,073
512400	Municipal Court Employee Retirement Program The rates are 20.4% of annual full-time salaries	\$43,235
512500	Municipal Court Tuition Reimbursement	\$0
512700	Municipal Court Worker's Comp Insurance (GMA) 0.5% of regular full-time and part-time salaries.	\$1,060
512910	Municipal Court Uniforms	\$1,200
Sub-total Personnel Service & Employees		\$ 312,404

Purchased/Contracted Services

521200	Municipal Court Judge \$2,000 per month	\$24,000
521210	Municipal Court Solicitor \$1,000 per month	\$12,000
521215	Municipal Court Public Defender \$800 per month	\$9,600
521220	Municipal Court Professional Services	\$9,600

	Interpreters for Court	\$9,600	
521300	Municipal Court Information Technology Support VC3, Inc. annual IT Support Fees \$1,000 per month x 12 months =\$12,000 Tyler Technologies – Repairs/Upgrades = \$2,000 BadgePass Software Annual Support Fee \$1,400		\$15,400
522320	Municipal Court Equipment Rental/Lease Contracts Toshiba Copier Lease \$300/mth		\$3,600
523200	Municipal Court Communications Includes: ▪ GTA-GA Technology Authority (GCIC) \$40 x 12 = \$480 ▪ AT&T First Net- Cell Phones \$90x12= \$1,080		\$1,560
523400	Municipal Court Printing Includes funds for printing letterhead, business cards and other required forms for court including court summons, arraignment forms, and subpoenas \$1,000 Card South Solutions – Card Stock for permit ID Card Printer \$1,000.		\$2,000
523500	Municipal Court Travel Judge Will-Municipal Judge Training \$500 Georgia Council of Court Administrators Conferences- Chief Court Clerk – 2 conference annually May/September, hotel, mileage, & food @ \$1,200 each = \$2,400 GCIC Symposium (TAC) Conference – Chief Court Clerk + Court Clerk (August) = 1 @ \$1,200 = \$1,200 Georgia Municipal Court Clerk’s Council \$600		\$4,700
523600	Municipal Court Dues and Subscriptions Georgia Records Association (GRA) (Dorothy/Amanda \$30 each) \$60 Georgia Council of Municipal Judges (Judge Will) \$100 GA Institute Continuing Judicial Education (Judge Will) \$325 Georgia Council of Court Administrators(GCCA)(Dorothy) \$100 Georgia Municipal Court Clerk’s Council (GMCCC) (Dorothy) \$45 \$45 Georgia Terminal Agency Association (TAC) (Dorothy & Amanda) \$20 each \$40 Notary Fees \$50		\$720
523700	Municipal Court Education & Training ICJE-Georgia Municipal Court Clerks Council-		\$1,825

	required annual Recertification training for Chief Court Clerk	\$225
	Conference Registration (GCCA) (2@\$300) (DRJ)	\$600
	GCIC Symposium (TAC) (Amanda & DRJ - 2@\$225)	\$450
	Georgia Records Association-DRJ or Amanda	\$350
	Other Training for Records Clerks	\$200
523910	Municipal Court Miscellaneous Expense	\$300
	Allows for miscellaneous expenses not specified under other line items such as shipping costs, batteries, coffee, etc.	
	Subtotal Purchased/Contracted Services	\$85,305
	<u>Supplies</u>	
531100	Municipal Court Office Supplies	\$3,000
	Office supplies including printer cartridges, paper and other supplies.	
531400	Municipal Court Books & Periodicals	\$200
531600	Municipal Court Small Equipment	\$1,000
	Replacement printers and other small office equipment	
	Sub-total Supplies	\$4,200
	Allocations of Municipal Court Fines & Forfeitures	
571000	Municipal Court Police Annuity & Benefit Fund	\$20,000
571010	Municipal Court Police Training Fund	\$20,000
571020	Municipal Court Crime Victim's Emergency Fund	\$11,250
571030	Municipal Court Crime Victim's DUI Fund	\$600
571040	Municipal Court Brain & Spinal Injury Fund	\$1,400
571060	Municipal Court Indigent Defense Fund	\$22,000
571070	Municipal Court Crime Lab Fee	\$600
571080	Municipal Court Dekalb County Drug Treatment Fund	\$6,000
571090	Municipal Court Driver Education Training Fund	\$4,000
	TOTAL ALLOCATIONS – Court Fines & Forfeitures	\$85,850
	Total Budget	\$487,759

EXPENDITURE		2020 ACTUAL	2021 ADOPTED BUDGET	2021 ACTUAL AS OF 09/30/2021	% OF BUDGET	2021 PROJECTED & AMENDED BUDGET	2022 BUDGET REQUEST
PUBLIC WORKS - 40-4000							
Salaries-Full time	511100	428,023	391,038	365,594	93.5%	420,100	393,056
Salaries - Part time	511200	20,187	41,600	16,322	39.2%	17,000	41,600
Overtime	511300	45	7,200	4,073	56.6%	7,200	7,200
Health Insurance	512100	79,140	90,684	69,140	76.2%	83,000	95,040
FICA Contributions	512200	27,450	27,270	23,772	87.2%	29,000	27,395
Medicare Contributions	512300	6,420	6,378	5,555	87.1%	7,200	6,407
Retirement Contribution	512400	93,670	90,928	72,626	79.9%	97,333	102,052
Tuition Reimbursement	512500		-	-			-
Worker's Compensation	512700	25,549	45,489	22,606	49.7%	27,000	27,093
Uniform Rental	512910	7,647	10,100	5,142	50.9%	10,100	10,900
Professional Services	521215	14,285	16,000	10,445	65.3%	38,500	16,000
Computer Information Technology Support	521300	10,341	10,800	6,608	61.2%	10,800	10,800
Landfill	522115	8,247	7,000	5,053	72.2%	7,500	8,000
ROW Grass Cutting	522140	2,608	-	10,244		15,000	18,100
Repairs/Maintenance	522200	5,540	5,000	7,055	141.1%	10,000	8,000
Vehicle/Repairs/Maint	522210	15,352	17,500	30,272	173.0%	35,000	17,500
Equipment/Rental	522320	15,019	14,000	4,104	29.3%	5,000	5,000
Liability Insurance - GIRMA	523100	7,942	6,500	4,935	75.9%	1,000	10,000
Communication	523200	2,348	1,800	2,313	128.5%	3,200	3,000
Travel	523500	27	1,500	-	0.0%	1,500	3,000
Membership Dues and Fees	523600	508	745	655	87.9%	745	750
Education and Training	523700	1,075	2,750	870	31.6%	1,000	2,500
Other	523910	90	1,500	1,167	77.8%	1,500	1,500
General Supplies	531100	7,783	6,000	6,287	104.8%	8,300	7,000
Electricity	531230	71,076	79,200	52,324	66.1%	75,000	80,000
Gas, Oil & Diesel	531270	11,124	18,500	10,734	58.0%	18,500	19,000
Small Equipment	531600	2,406	5,500	2,721	49.5%	5,500	9,000
Note: Capital Expenditure Items are included on " Capital Projects" Worksheet							
TOTALS							
		863,902	904,982	740,617.79	81.8%	935,978	929,893

2022 Public Works Budget Request

PERSONNEL COSTS

511100	Salaries Full Time Eleven Full-time employees Note: \$100,000 of Public Works Salaries has been allocated to the Stormwater Fund for 2022	\$393,056
511200	Salaries Part Time Includes two seasonal employees from April – August for right-of-row grass maintenance.	\$41,600
511300	Over-Time As needed for on-call personnel, emergency call-ins, and special events.	\$7,200
512110	Insurance Health 11 Full-Time Employees	\$95,040
512200	Social Security FICA 6.2% of all salaries and overtime	\$27,395
512300	Medicare Contributions	\$6,407
512400	Retirement Contributions	\$102,052
512700	Workers Compensation	\$27,093
512910	Uniforms Prudential Overall Supply-Weekly uniform cleaning/rental service \$100/week = \$5,200 Boots, jackets and other items for employees @ \$400 = \$5,200 Seasonal Employees \$500	\$10,900
Subtotal	Personnel & Employee	\$710,743
Purchased & Contract Services		
521215	Professional Services Collaborative Infras \$ 16,000	\$16,000
521300	Computer Information Technology Support VC3 IT Support \$900 per month x 12 = \$10,800	\$10,800

522115	Landfill Use Landfill tipping fees Roll off container disposal fees (yard waste & metal recycling) Misc projects and removal of large items	\$8,000
522140	Right of Way Maintenance Shades of Green Contract- Brocket Triangle & Refugee Beds	\$18,100
522200	Public Works Repairs & Maintenance Repairs for Misc. Software	\$8,000
522210	Vehicle Maintenance Tires, Service, Emission Test, Supplies, Repairs Towing, Accessories, Tags and Titles, Vehicle Cleaning	\$17,500
522320	Equipment Rental Toshiba Public Works copier \$300/month = \$3,600	\$5,000
523100	GIRMA Liability General Liability Coverages Allocated by Dept Automobile Liability Automobile Physical Damage Property Buildings & Contents Deductibles Budgeted	\$10,000
523200	Communications AT&T cell phones	\$3,000
523400	Printing & Binding Letterhead& Envelopes Sanitation Educational material	\$0
523500	Travel Mileage, Meals and Lodging	\$3,000
523600	Dues & Subscriptions APWA Dues – \$300 GA Utility Contractors Association \$300 Sam’s Club Membership fee \$150	\$750
523700	Education & Training APWA Public Works Association Certificate of Public Works Manager GA Utility Contractors Association	\$2,500

523910	Miscellaneous	\$1,500
Subtotal	Purchased & Contract Services	\$104,150
	Supplies	
531100	General Supplies	\$7,000
531230	Electricity-Street Lights	\$80,000
	Georgia Power Acct# 11732-85125 Street Lights \$4,200/month = \$50,400	
	Georgia Power Acct# 00034-11103 3921 Church St. Mtr & Gvt \$800/month = \$9,600	
	Georgia Power Acct# 44694-04004 EPDL Lights \$100/month = \$1,200	
	Georgia Power Acct# 59997-86001 New Street Lights \$1,500/month = \$18,000	
531270	Gasoline	\$19,000
531600	Small Equipment Purchases	\$9,000
	Maintenance Equipment –trimmers, blowers, small power equipment	
Subtotal	Supplies	\$115,000
Total Operating Budget		\$929,893

EXPENDITURE							
As of September 30, 2020		2020 ACTUAL	2021 ADOPTED BUDGET	2021 ACTUAL AS OF 09/30/2021	% OF BUDGET	PROJECTED & AMENDED BUDGET	2022 BUDGET REQUEST
BUILDINGS/GROUNDS - 15-1565							
Professional Svcs	521215	13,438	10,324	11,475	111.2%	15,475	15,000
Pest Control	522145	1,734	1,600	1,142	71.4%	1,600	1,600
Repairs	522200	25,548	22,000	24,752	112.5%	29,250	25,500
GIRMA Liability Insurance	523100	6,518	5,000	3,512	70.2%	9,000	8,000
Communications	523200	22,624	35,800	18,223	50.9%	40,700	27,960
Dues and Fees	523600		-	-		-	-
Other Miscellaneous Expense	523910	650	3,500	7,908	225.9%	8,000	3,500
General Supplies	531100	15,857	15,000	23,039	153.6%	25,100	17,000
Water/Sewer	531210	3,655	4,000	2,522	63.1%	4,000	4,500
Natural Gas	531220	5,577	7,000	3,771	53.9%	7,000	7,500
Electricity	531230	8,045	9,000	5,698	63.3%	9,000	9,200
Small Equipment	531600	4,586	4,000	859	21.5%	2,000	4,500
Street Signs	531XXX	-					7,500
		-					
TOTALS		108,232	117,224	102,902	87.8%	151,125	131,760

2022 Buildings & Grounds Budget

Purchased & Contract Services

521215	Professional Services Tree Removals – Average \$1,250/tree x 6 trees = \$7,500 Security First Alarm Monitoring & Service= \$3,040 <i>CHA, City Hall, & Poolhouse Monitoring 4@\$510=\$2,040</i> <i>Service Calls = \$1,000,</i> Arbor-Nomics Turf Mgt. 4 @ \$250 = \$1,000 Consider Replacing CHA Alarm System \$2,100 Contingency Funds \$1,360	\$15,000
522145	Pest Control Skyline Pest Control-Annex, City Hall, Public Works, Woman’s Club	\$1,600
522200	Repairs & Maintenance General Repairs and Maintenance to city buildings to include HVAC systems, plumbing, electrical, light bulbs, equipment service and maintenance, door locks, etc.	\$25,500
523100	GIRMA Liability General Liability Coverages Allocated by Department Property Buildings & Contents Coverage \$8,000 Claim Deductibles \$1,000	\$8,000
523200	Communications Comcast Acct# 0196945 City Hall \$260/mth = \$3,120 Comcast Acct# 0027322 CHA \$225/mth = \$2,700 Comcast Acct# 505715 Woman’s Club \$100/mth - \$1,200 AT&T Acct#831-00-1926 \$600/mth = \$7,200 AT&T Acct#404-298-1522 \$370/mth = \$4,440 AT&T Acct# 171-797-7633673 = \$700/mth = \$8,400 CNP Technologies – Annual Phone System Support Fees \$900/year	\$27,960
523910	Miscellaneous CSX Annual Real Estate Taxes \$800 Dry Cleaning tablecloths for Woman’s Club \$500 Other Miscellaneous Items \$2,200	\$3,500
Subtotal	Purchased & Contract Services	\$81,560

Supplies

531100	General Supplies Custodial supplies, light bulbs, mulch, bedding plants, Pot hole patch, nails, lumber, paint etc.	\$17,000
531210	Water/Sewer DeKalb County Water-Annex Cust#5739026 DeKalb County Water-City Hall Cust# 1020766 DeKalb County Water- Women's Club Cust#994888 DeKalb County Water- Pub Works Cust# 6168977 DeKalb County Water- Vaughan St Cust# 6785691 Quench USA \$45*12= \$540 Pure Water Technologies \$375*4=\$1,500	\$4,500
531220	Natural Gas Constellation Gas Women's Club Acct# 6963571473 Constellation Gas Annex Acct# 423795297 Constellation Gas City Hall Acct# 4011935545 Constellation Gas Public Works Acct# 701646356	\$7,500
531230	Electricity Georgia Power City Hall Shed Acct# 59787-86001 Georgia Power Women's Club Acct# 59367-86001 Georgia Power Annex Acct# 61257-86036 Georgia Power Public Works Acct# 34088-90007	\$9,200
531600	Small Equipment Purchases	\$4,500
	Street Signs (Replacement Project)	\$7,500
	Subtotal Supplies	\$50,200
	TOTAL BUILDING & GROUNDS OPERATING BUDGET	\$131,760

EXPENDITURE							
As of September 30, 2020	2020 ACTUAL	2021 ADOPTED BUDGET	2021 ACTUAL AS OF 09/30/2021	% OF BUDGET	2021 PROJECTED & AMENDED BUDGET	2022 BUDGET REQUEST	
PARKS 60-6200							
Professional Services	521215	3,660	50,000	8,490	17%	20,000	50,000
Pool Management	522150	5,955	45,000	33,788	75%	42,000	45,000
Repairs/Maintenance	522200	14,766	13,000	20,573	158%	25,000	13,500
Equipment Rental	522320	1,200	1,800	1,050	0%	1,800	1,800
Communication	523200	699	1,000	652	65%	2,380	3,080
Other Miscellaneous Expense	523910	150	1,000	-	0%	1,000	1,000
General Supplies	531100	4,217	6,550	4,781	73%	6,550	7,000
Water/Sewer	531210	(3,943)	5,000	883	18%	1,100	5,500
Electricity	531230	12,248	15,000	10,210	68%	15,000	15,500
Small Equipment	531600	-	4,000	10,344	259%	11,000	4,500
Note: Capital Expenditure Items are included on " Capital Projects" Worksheet							
TOTALS		38,953	142,350	90,770	64%	125,830	146,880

2022 PARKS Budget Request

Purchased & Contract Services

521215	Professional Services Tree removal services Certified Arborist Services	\$50,000
522150	Pool Management Sears Pool Management	\$45,000
522200	Repairs & Maintenance Pavilions, picnic tables, grills, trash cans, electrical repairs Increased 20% for Friendship Forest	\$13,500
522320	Equipment Rental Portable toilet rental for 40 Oaks 12@\$150= \$1,800	\$1,800
523200	Communications AT&T Phone – Pool House 404-296-0500 \$100 x 12 = \$1,200 Comcast Wifi Acct.#646410 \$240 x 12 = \$2,880	\$3,080
523910	Miscellaneous Drainage issues, dog park items	\$1,000
Subtotal	Purchased & Contract Services	\$114,380

Supplies

531100	General Supplies Mulch, custodial supplies, bedding plants, signage etc.	\$7,000
531210	Water/Sewer DeKalb County Water Cust# 994305 Milam Park DeKalb County Water Cust# 989972 Friendship Forest DeKalb County Water Cust# 77002900 Aquatic Center DeKalb County Water Cust# 995441 3867 Norman Rd Pool	\$5,500
531230	Electricity Georgia Power Acct# 85617-87002 Pavilions Georgia Power Acct# 10381-50016 Aquatic Center Georgia Power Acct# 69867-86007 Tennis Courts Georgia Power Acct# 30186-37032 Friendship Forest temp #1	\$15,500

Georgia Power Acct# 71137-00063 Friendship Forest temp #2

531600	Small Equipment Purchases Blowers, weed eaters	\$4,500
Subtotal	Supplies	\$32,500
Total Parks Operating Budget		\$146,880

EXPENDITURE							
As of September 30, 2020		2020 ACTUAL	2021 ADOPTED BUDGET	2021 ACTUAL AS OF 09/30/2021	% OF BUDGET	PROJECTED & AMENDED BUDGET	2022 BUDGET REQUEST
PLANNING AND DEVELOPMENT - 74-7400							
Zoning & Review Board Stipends	70-511100	1,200	3,600	-	0.0%	3,600	3,600
Zoning & Review Board Training	70-523700	775	1,500	-	0.0%	1,000	1,000
Salaries-Reg F/T	74-511100	144,129	149,980	109,136	72.8%	145,700	235,700
Part-Time Salaries	74-511200	-	-	-	-	-	-
Overtime	74-511300	-	-	-	-	-	-
Health Insurance	74-512100	16,532	18,588	15,730	84.6%	18,588	28,020
FICA Contributions	74-512200	8,385	9,076	6,285	69.2%	9,076	14,390
Medicare Contributions	74-512300	1,962	2,123	1,470	69.2%	2,123	3,365
Retirement Contribution	74-512400	37,070	27,080	20,177	74.5%	27,080	47,348
Workers Compensation	74-512700	2,161	3,908	2,935	75.1%	3,908	6,197
Uniforms	74-512910	-	666	-	0.0%	666	900
Professional Services	74-521215	13,793	153,000	40,768	26.6%	80,000	100,000
Building Inspections/Permitting	74-521220	98,697	36,000	57,190	158.9%	85,000	72,000
Computer and Software Services	74-521300	11,409	19,600	4,129	21.1%	12,000	16,000
Vehicle Repair & Maintenance	74-522210	607	1,300	-	0.0%	1,300	1,300
Communication	74-522210	1,607	2,280	1,445	63.4%	2,280	2,280
Other Expense-Advertising	74-523300	810	600	320	53.3%	600	600
Printing Service	74-523400	-	1,500	89	5.9%	1,500	1,500
Travel	74-523500	975	2,500	-	0.0%	2,500	3,800
Dues and Fees	74-523600	951	1,000	295	29.5%	1,000	1,400
Education/Tng	74-523700	1,190	1,300	3,552	273.2%	1,300	2,800
General Supplies	74-531100	1,154	500	207	41.4%	500	1,000
Gasoline & Fuel	74-531270	22	2,000	142	0.0%	2,000	800
Small Equipment	74-531600	725	2,500	-	-	2,500	2,500
TOTALS PLANNING & ZONING		344,153	440,601	263,870	59.9%	404,221	546,500

EXPENDITURE							
As of September 30, 2020		2020 ACTUAL	2021 ADOPTED BUDGET	2021 ACTUAL AS OF 09/30/2021	% OF BUDGET	2021 PROJECTED & AMENDED BUDGET	2022 BUDGET REQUEST
COMMUNITY ACTION PROJECTS 10-7600							
Urban Agriculture and Environmental Projects	521200	-	60,000	-			40,000
Clarkston Special Events	531120	4,927	20,000	24,403	122.0%	44,853	40,000
Affordable Housing Inventory Analysis	521200			-			
Tell Me A Story Event	573015	3,500	7,000	7,000	100.0%	7,000	7,000
Recreation Programs	573060	(1,250)	10,000	647	6.5%	647	10,000
Wildflower Project	521200						
Clarkston Community Center	573010	10,000	10,000	7,500	75.0%	7,500	10,000
Sagal Radio	573020	7,000	7,000		0.0%		7,000
Clarkston Community Culture Fest Festival	573040		7,500		0.0%		7,500
Volunteer Advisory/Task Boards							
Public Arts Program	521215		10,000	-	0.0%		10,000
Senior Programs			10,000	-			10,000
Early Learning Task Force		4,500	10,000				10,000
2020 Census Complete County Marketing		1,091	-				-
Health			10,000				10,000
Youth			10,000				10,000
TOTAL COMMUNITY ACTION PROJECTS		29,768	171,500	39,550	23.1%	60,000	171,500

2022 PLANNING & ZONING BUDGET

511100	Salaries Full Time – Planning & Zoning Board Stipends Planning and Zoning Board Member Stipends.	\$3,600
523700	Education & Training – Planning & Zoning Board Training for P&Z Board Members	\$1,000
Total Planning & Zoning Board		\$4,600

2022 PLANNING & DEVELOPMENT BUDGET

PERSONNEL COSTS

511100	Salaries Full Time - Staff 1 Full-time Director 1 Full-time Code Enforcement Officer 1 Full-time Economic Development Coordinator	\$235,700
511200	Salaries Part Time	\$0
512100	Insurance Health/Dental @ 3 FT Employees	\$28,020
512200	Social Security FICA – Staff	\$14,390
512300	Medicare – Staff	\$3,365
512400	Retirement Contributions	\$47,348
512700	Workers Compensation @ 3 FT Employees	\$6,197
512910	Uniforms	\$900
Subtotal	Personnel & Employee	\$335,920

Purchased & Contract Services

521215	Professional Services	\$100,000
	Zoning Code Review-Finalize in 2022	\$50,000
	Marketing and Advertising	\$30,000
	Collaborative Infrastructure Services – Engineering/ Plan Review Services and Reviews	\$20,000
521220	Building Inspection Services	\$72,000
	Collaborative Infrastructure Services-Building Inspections \$6000/12-months = \$72,000	
521300	Computer Information Technology Support	\$16,000
	GIS ESRI Set-up Software (Proposed 2 licenses) \$5,000	
	I-IWorQ Permitting Maintenance Fees \$3,800	
	VC3 Information Technology Support Fees \$600/mth \$7,200	
522210	Vehicle Maintenance	\$1,300
	Tires, Service, Emission Test, Supplies, Repairs Towing, Accessories, Tags and Titles, Vehicle Cleaning	
523200	Communications	\$2,280
	Sprint – Cell Phone Director of P&Z \$50 x12=\$600	
	Sprint – Air Card Code Enforcement Tablet \$40x12=\$480	
	Sprint- Cell Phone FT Code Enforcement Officer-\$50x12=\$600	
	Sprint- Cell Phone FT Building Inspector \$50x 12= \$600	
523300	Advertising	\$600
	Planning & Zoning Board meeting legal notices and advertisements.	
523400	Printing & Binding	\$1,500
	Letterhead& Envelopes	
	Printing Services	
523500	Travel	\$3,800
	Planning Director	\$2,000
	Code Enforcement Officer	
	GACE (GA Association of Code Enforcement) Conferences (1 per year, 3 days each) \$600 Total	
	Fuel reimbursement \$90 per trip x 1 = \$90	
	Meals \$60/day x 1 trips x 3 days = \$180	
	Lodging \$110/day x 1 trips x 3 days = \$330	

Economic Development Coordinator
 Two conferences @\$600 = \$1200 Total

523600	Dues & Suscriptions		\$1,400
	Council for Quality Growth	\$50	
	GA Assoc of Code Enforcement @ 2	\$100	
	ICMA (Intl City/County Mgmt. Assoc.)	\$200	
	APA (American Planning Assoc.)	\$404	
	NFBPA(National Forum Blk Public Admin.)	\$230	
	Economic Development Coordinator	\$400	
523700	Education & Training		\$2,800
	GMA Training (4 per year @ \$25 =	\$100	
	GACE Conference Registrations 2 @ \$300 =	\$600	
	Historic Preservation 4@ \$150 =	\$ 600	
	Economic Development Coordinator	\$1,500	
Subtotal	Purchased & Contract Services		\$201,680
 Supplies			
531100	Office Supplies		\$1,000
531270	Gasoline		\$800
531600	Small Equipment Purchases		\$2,500
	Tools and equipment		
Subtotal	Supplies		\$4,300
Total Planning & Development Budget			\$541,900
TOTAL PLANNING & ZONING BUDGET			\$546,500

2022 COMMUNITY ACTION BUDGET
DEPT #7600

521200 Professional Services – Urban Agriculture/Environmental \$40,000

521215 Professional Services – Volunteer Advisory/Task Boards \$50,000

Public Art Projects \$10,000

Health Advisory Task Force \$10,000

Early Learning Task Force \$10,000

Clarkston Seniors \$10,000

Youth Advisory Task Force \$10,000

531120 Supplies – Special Events \$40,000

City Center Events

Milam Park Pool Opening Day

Juneteeth

Movies at Milam

National Night Out

Fall Festival/Food Trucks

Christmas Tree Lighting

Payments to Other Agencies

573010 Clarkston Community Center \$10,000
Annual Agreement \$10,000

573015 Clarkston Development Foundation-Tell Me A Story \$7,000

573020 Sagal Radio \$7,000

573040 Clarkston Community Festival/CultureFest \$7,500

573060 Recreation Programs \$10,000

Total Community Action Budget \$171,500

EXPENDITURE							
As of September 30, 2020	2020 ACTUAL	2021 ADOPTED BUDGET	2021 ACTUAL AS OF 09/30/2021	% OF BUDGET	2021 PROJECTED & AMENDED BUDGET	2022 BUDGET REQUEST	
DEBT SERVICE							
DEBT SERVICE- PRINCIPAL PAYMENTS							
Debt Service-Principal-Bonds (581100)							
Friendship Forest Redevelopment-Principal-Bonds	581100	147,953	147,954	-	149,914	151,900	
Debt Service-Principal-Capital Leases (581200)							
Debt Service-Principal-City Hall Annex	581200	46,969	46,969	36,228	77%	48,500	50,081
Debt Service-Principal-10 Police Interceptors Take Home Cars	581200	119,145	119,145	91,861	77%	122,968	126,913
Debt Service-Principal-Motorola Radios	581200	-	20,264	-	-	-	-
New Debt-Public Works Sanitation Truck	581200		25,600				
New Debt-Public Works Bucket Truck	581200		16,000	8,072		12,141	16,491
Debt Service - Principal- Two Public Works Trucks/Police Body Cameras	581200	42,836	42,836	10,850	25%	10,850	-
Subtotal 581200 - Principal on Capital Leases	581200	208,951	270,815	147,012	54%	194,459	193,485
Debt Service-Principal-Bonds (581300)							
GTIB/SRTA Loan #1	581300	116,935	116,935	99,611	85%	119,773	122,679
GTIB/SRTA Loan #2	581300	79,546	155,848	134,267	86%	161,376	164,469
Subtotal 581300 - GTIB/SRTA Loans	581300	196,481	272,783	233,877	86%	281,149	287,148
Subtotal Debt Service - Principal Payments	581XXX	553,385	691,552	380,889	55%	625,521	632,533
DEBT SERVICE - INTEREST PAYMENTS							
Debt Service-Interest-Bonds							
Friendship Forest Redevelopment - Interest	582100	24,318	24,318	10,198	42%	20,397	16,424
Debt Service-Interest-Capital Leases (582200)							
Debt Service-Interest- Capital Lease-City Hall Annex	582200	12,057	12,057	8,040	67%	10,525	8,945
Debt Service-Interest-Capital Lease-Take Home Cars-10 Ford Interceptors	582200	15,502	15,502	9,125	59%	11,680	7,736
Debt Service-Interest-Capital Lease-Motorola Radios	582200	-	4,530	-	-	-	-
New Debt-Public Works Sanitation Truck	582200		4,000				
New Debt-Public Works Bucket Truck	582200		2,600	1,269		1,872	2,192
Debt-Service-Interest- Capital Lease-2017 Pub Works Vehicles / Police Body Cameras	582200	1,339	1,339	249	19%	249	-
Subtotal 582200 - Interest of Capital Leases	582200	28,898	40,028	18,683	47%	24,326	18,873
Debt Service-Interest-Other Debt							
Debt Service- Interest Payment-GTIB Loan #1	582300	41,967	41,967	32,808	78%	39,130	36,224
Debt Service- Interest Payment-GTIB Loan #2	582300	16,251	30,947	25,395	82%	30,218	27,125
Debt Service-Other Interest Expense-TAN	582300	6,242	12,000	-	0%	7,000	12,000
Subtotal 582300-Interest on Other Debt		64,459	84,915	58,203	78%	76,347	75,349
Subtotal Debt Service - Interest Payments	582XXX	117,675	149,260	87,084	58%	121,070	110,646
TOTAL GENERAL DEBT SERVICE		671,060	840,812	467,973	56%	746,591	743,179

City of Clarkston			
Debt Service Budget 2022			
General Fund - Capital Lease Payments			
	Principal Capital Leases (581200)	Interest Capital Leases (582200)	Total
GMA Leases-BB&T Governmental Finance			
City Hall Annex - 9910001903-00001	\$ 50,081	\$ 8,945	\$ 59,026
Police Vehicles-10 Police Interceptors	\$ 126,913	\$ 7,736	\$ 134,649
2021 New Lease-Bucket Truck	\$ 16,491	\$ 2,192	\$ 18,683
	\$ 193,485	\$ 18,873	\$ 212,358
Bond Debt			
	Principal - Bond Debt 581200	Interest - Bond Debt - 582100	
URA Bond-Friendship Forest Redevelopment	\$ 151,900	\$ 16,424	\$ 168,324
Other Debt			
	Principal - Other Debt (581300)	Interest - Other Debt (582300)	
GTIB/SRTA Streetscape Loan #1	\$ 122,679	\$ 36,224	\$ 158,903
GTIB/SRTA Streetscape Loan #2	\$ 164,469	\$ 27,125	\$ 191,594
Estimated TAN \$900,000 x 2.0% for 8 months		\$ 12,000	\$ 12,000
Total Other Debt Payments	\$ 287,148	\$ 75,349	\$ 362,497
Total Debt Service - GENERAL FUND \$ 632,533 \$ 110,646 \$ 743,179			
Federal Seizures Fund - Capital Lease Payments			
GMA Leases-BB&T Governmental Finance			
2018 Police Vehicles-3 interceptors	\$ 27,379	\$ 1,823	\$ 29,202
Total Debt Service - Federal Seizure Fund	\$ 27,379	\$ 1,823	\$ 29,202
Stormwater Fund - Capital Lease Payments			
GMA Leases-BB&T Governmental Finance			
2021 Sanitation Truck	\$ 19,855	\$ 2,639	\$ 22,494
Total Debt Service - Federal Seizure Fund	\$ 19,855	\$ 2,639	\$ 22,494
Grand Total Debt Payments - ALL FUNDS	\$ 679,767	\$ 115,108	\$ 794,875

2022 PROPOSED OPERATING & ENTERPRISE FUND BUDGET

As of September 30, 2020		2020 ACTUAL	2021 ADOPTED BUDGET	2021 ACTUAL AS OF 09/30/2021	% OF BUDGET	2021 PROJECTED & AMENDED BUDGET	2022 BUDGET REQUEST
GENERAL FUND Capital Projects							
Bldgs./Grounds-City Hall Downstairs Flooding Repairs Covered by Insurance	541200			19,910		25,000	
Bldgs./Grounds-New A/C Unit City Hall	541200	19,387				-	
Bldgs./Grounds-Replace Furnace - Womans Club	541200			6,552		6,552	
Bldgs./Grounds-Land Upgrade Public Works Facility	541400						90,000
Parks-40 Oaks Nature Preserve Improvements			54,000			-	
Parks-Friendship Forest Security Cameras			17,000			-	
Parks-Friendship Forest Replace Damaged Entrance Gate	541200			6,000		6,000	
Parks-Milam Park Security Cameras in Park & Pool	542100	15,221					
Parks-Milam Park Upgrade Pool Pumps to Ten HP	542100	10,258					
Parks-Milam Park Water Line Replacement	541200	13,025					
Police-Body Worn Cameras Hardware/Software							212,600
Police-New Police Vehicles - Capital Lease-Carryover from 2019	542200	48,706					
Police-Police Vehicle Body Repairs Covered by Insurance Proceeds	542200	16,939					
Administration-Vehicles-Replace City Manager Vehicle	542200						30,000
Public Works - Lawn Mower							
Public Works Vehicles	542200		28,000			28,000	28,500
Public Works Vehicles Capital Leases -Bucket/Trash Trucks			221,000			221,000	
Public Works-Chipper							
Public Works-Sidewalk Repairs/Fence Repairs Covered by Insurance Proceeds	541400	20,458		16,026		16,026	
Public Works-Streetscape Project Backflow Installs	541420	8,100		10,300		10,300	
Trees Atlanta Installation							
GENERAL FUND CAPITAL PROJECTS		152,095	320,000	58,788	18%	312,878	361,100

SPLOST FUND							
SPLOST FUND Bond Legal/Closing Fees	521200	-	-				
SPLOST FUND Bond Principal Payments	581100	730,000	799,000	799,000	100%	799,000	2,081,000
SPLOST FUND Bond Interest Payment	582100	126,803	119,756	63,354	53%	119,756	94,698
SPLOST FUND Construction	541400	2,299,001	3,000,000	1,638,728	55%	2,600,000	1,875,000
SPLOST FUND Total Expenditures		3,155,803	3,918,756	2,501,082	64%	3,518,756	4,050,698

Total Capital Projects and SPLOST		3,307,898	4,238,756	2,559,870	60%	3,831,634	4,411,798
--	--	------------------	------------------	------------------	------------	------------------	------------------

Capital Assets – General Fund 2022

ADMINISTRATION

542200	Vehicles Ford Explorer-Replacement for City Manager	\$30,000
---------------	---	-----------------

PUBLIC WORKS

542200	Vehicles & Mower Ford F-150 Pickup Truck (replace 2004 F-150)	\$28,500
---------------	---	----------

Public Works Facility & Land Upgrade for Donated Property Partitions

Grading & Clearing	\$50,000
Fencing and Equipment Shed	\$40,000
Total for Buildings	\$90,000

Subtotal	Public Works Capital Purchases	\$118,500
-----------------	---------------------------------------	------------------

POLICE Capital Expenditures

- Renewal of AVailWeb software services to support twenty-one (21) Police Officers with BodyWorn cameras.
- Renewal; of AVailWeb software services to support thirteen (13) Police Vehicles with RocketIoT In-Car Video.
- Deployment of one (1) New RocketIoT Automated License Plate Recognition (APLR) service into an existing RockerIoT equipped Police Vehicle of the Department’s choosing.
- Computer Aided Dispatch (CAD) – integration Services.
- CAD activation and call association for all BodyWorn Cameras upon receiving service dispatch call for service.
- Period of agreement: **Five (5) years**.
- Total system price, inclusive of all hardware, software licenses, BodyWorn generated data storage/retrieval, warranty, support, and one-time marquee Customer discounts of **(-\$36,150)** for a five (5) year period for a total of: \$212,600.

Option – 1: Direct Pay to UA, Inc. (in Year 1)

Payment 1: Due Upon Signing of Agreements	\$106,300
Payment 2: Due Upon Shipment of Hardware	\$63,780
Payment 3: Due Upon Training	\$42,520
Payment 4: Due Upon Final Acceptance	\$21,260

Total: \$212,600

Option – 2: Direct Pay to UA, Inc. (in Years 1-5)

Note: All payments are due on a NET30 basis to avoid a 3% late fee, assessed per month

Payment 1: Year 1 of Renewal – Due April 15 th , 2022,	\$42,520
Payment 2: Year 2 of Renewal – Due April 15 th , 2023,	\$42,520
Payment 3: Year 3 of Renewal – Due April 15 th , 2024,	\$42,520
Payment 4: Year 4 of Renewal – Due April 15 th , 2025,	\$42,520
Payment 5: Year 4 of Renewal – Due April 15 th , 2026,	\$42,520

Total: \$212,600

Police Capital Additions \$212,600

Total Capital Additions \$361,100

2022 SPLOST Expenditures Budget

SPLOST FUND EXPENDITURES:

SPLOST Bond Principal Payments	\$2,081,000
SPLOST Bond Interest Payments	\$94,698
SPLOST Construction Projects 2022	
EPDL/Church Street Sidewalk Project	\$159,000
Rowland Street Green Street/PATH Trial & Road Diet Transportation Plan	\$530,000
Rowland St-Market to Norman Road	\$78,000
Market Street Sidewalks	\$98,000
Northern Ave & Mell Intersection Design	\$877,000
	\$133,000
Total SPLOST Construction	\$1,875,000
TOTAL SPLOST FUND EXPENDITURES	\$4,050,698

EXPENDITURE							
As of September 30, 2020		2020 ACTUAL	2021 ADOPTED BUDGET	2021 ACTUAL AS OF 09/30/2021	% OF BUDGET	2021 PROJECTED & AMENDED BUDGET	2022 BUDGET REQUEST
FUND 2 - FEDERAL SEIZURE - Expenditures							
Professional	521200	-					
Repairs/Maintenance	522200	-					
Vehicle Repairs	522210	465		26		2,000	
Communications	523200	-					
Printing	523400	-					
Travel	523500	-				3,500	
Due & Fees	523600	-					
Education	523700	-	8,000	6,566		6,570	5,000
Other Expense	523910	-					
General Supplies	531100	327	536	4,522		6,000	5,000
Small Equipment	531600	6,379	8,000				8,000
Vehicles	542200	85,193		68,355		69,000	32,798
Other Capital Equipment	542500	16,434	9,000	9,577		9,600	-
Vehicle Lease Payments-Principal	581200	49,784	49,785	25,841	51.9%	32,600	27,379
Vehicle Lease Payments-Interest	582200	4,679	4,679	2,320	49.6%	3,000	1,823
Axon Lasers Lease Payments	522320						
Fund Balance Committed Future Lease Payments			-				
Fund Balance Rollforward							
TOTALS		163,261	80,000	117,207	146.5%	132,270	80,000

EXPENDITURE							
As of September 30, 2020		2020 ACTUAL	2021 ADOPTED BUDGET	2021 ACTUAL AS OF 09/30/2021	% OF BUDGET	2021 PROJECTED & AMENDED BUDGET	2022 BUDGET REQUEST
FUND 2 - CITY SEIZURE - Expenditures							
Repairs/Maintenance	522200	0.00			0.0%		
Vehicle Repairs	522210	0.00			0.0%		
Communications	523200	0.00			0.0%		
Printing	523400	0.00			0.0%		
Travel	523500	0.00		-	0.0%		
Education	523700	0.00		-	0.0%		
Other Expense	523910	0.00		100		300	500
Small Equipment	531600	0.00	-	-	0.0%	-	-
General Supplies	531100	0.00	-	-	0.0%	-	-
Computers	542400	0.00			0.0%		
Other Capital Equip	542500	0.00			0.0%		
Seizure Distributions to Other Agencies	571000						
TOTALS		0.00	-	100	0.0%	300	500

Federal and City Seizure expenses fully funded by Seizure revenues.
 Seizure accounts are separate funds that may be expended to the full balance available.

2022 Federal Seizures Fund

REVENUES

Distributions from US Department of Justice DEA Seizures	\$80,000
Total Revenues	\$80,000

EXPENDITURES

523700	Police Training	\$5,000
531100	Police General Supplies	\$5,000
	Supplies and Materials	
531600	Small Equipment Purchases	\$8,000
	Ammunition and equipment for Police Dept	
542500	Capital Equipment As Needed	\$32,798
581200	Debt Service-Principal Payments Police Vehicles	\$27,379
	BB&T Loan#991000190300012 –Police Vehicles	\$27,379
582200	Debt Service-Interest Payments-Police Vehicles	\$1,823
	BB&T Loan#991000190300008 –Police Vehicles	\$1,823
Total Expenditures		\$80,000

EXPENDITURE							
As of September 30, 2020		2020 ACTUAL	2021 ADOPTED BUDGET	2021 ACTUAL AS OF 09/30/2021	% OF BUDGET	2021 PROJECTED & AMENDED BUDGET	2022 BUDGET REQUEST
FUND 3 - SPECIAL REVENUE - MULTIPLE GRANT FUND - Expenditures							
GDOT LMIG-	573030	-	100,000		0.0%	86,224	362,718
Fulton Dekalb Hospital Authority-Defibrillators		9,407	-	-			
Dekalb CDBG-EPDL/Church St Sidewalks	511100		-	-			
NRPA 10 Minute Walk Grant			-	-			
FHWA Streetscape Construction Grant	541420	961,598	-	-			
GDOT-EPDL Sidewalk Market to Montreal	541410	-	-	-			
Dept of Justice-BVP Vests		2,598	4,000	1,597		4,000	4,000
TOTALS		973,603	104,000	1,597	0.0%	90,224	366,718

Grant Revenues reimburse grant expenditures only. Expenditures matches revenue

Grant Expenditures funded by Grant Revenue

As of September 30, 2020		2020 ACTUAL	2021 ADOPTED BUDGET	2021 ACTUAL AS OF 09/30/2021	% OF BUDGET	2021 PROJECTED & AMENDED BUDGET	2022 BUDGET REQUEST
FUND 4 - Enterprise Fund - Storm Water - Expenditures 500-							
Storm Water - Salaries		57,873	100,000	4,171	4.2%	99,841	100,000
Storm Water - FICA Tax		3,588	6,200	238	3.8%	6,200	6,200
Storm Water - Medicare Tax		839	1,450	60	4.2%	1,450	1,450
Storm Water - Professional Svcs	521200	92,913	99,100	59,575	60.1%	107,570	100,000
Storm Water - Rep/Maint	522200	492	10,000	14,150	141.5%	18,900	18,000
Storm Water - Veh Maint/Rep	522210	7,775	3,000	5,446	181.5%	7,250	3,000
Storm Water- Equipment Lease/Rental	522320	21,828	5,000	1,911	38.2%	2,600	3,000
Storm Water - Dues/Fees-Community View	523600	11,711	11,440	11,888	103.9%	11,888	12,500
Storm Water-Training Expense	523700	-	2,000	-		-	2,000
Storm Water - General Supplies	531100	3,214	2,000	1,087	54.3%	1,500	2,000
Storm Water - Small Equipment	531600		3,000				3,000
Storm Water-Vehicles	542200		-	-	0.0%	-	
Storm Water- Capital Outlay	542500		83,000	-	0.0%	351,028	100,000
Storm Water - Depreciation	561000	46,970					
Storm Water - Interest Expense-Capital Lease	582200			1,528		2,254	2,639
TOTAL		247,203	326,190	100,054	30.7%	610,481	353,789

Storm Water Expenditures fully funded by Storm Water Utility Revenues.

As of September 30, 2020		2020 ACTUAL	2021 ADOPTED BUDGET	2021 ACTUAL AS OF 09/30/2021	% OF BUDGET	2021 PROJECTED & AMENDED BUDGET	2022 BUDGET REQUEST
FUND -6 -SANITATION ENTERPRISE FUND -							
Waste Management Fees	522110	142,079	217,800	145,117	66.6%	217,800	253,507
Sanitation Bank Charge	523920	-	100	-		100	
TOTALS		142,079	217,900	145,117	66.6%	217,900	253,507

As of September 30, 2020		2020 ACTUAL	2021 ADOPTED BUDGET	2021 ACTUAL AS OF 09/30/2021	% OF BUDGET	2021 PROJECTED & AMENDED BUDGET	2022 BUDGET REQUEST
FUND -330 -HOST REVENUE FUND -							
HOST Expenditures-EPDL Sidewalks-Phase 3	541XXX	-	71,194	-	0.0%	71,194	71,194
TOTALS		-	71,194	-	0.0%	71,194	71,194

2022 Grants Fund

REVENUES

Georgia Department of Transportation LMIG Grants Carryforward 2018-2021	\$362,718
US Department of Justice-Bullet Proof Vests	\$4,000
Total Revenues	\$366,718

EXPENDITURES

3200-512905 Police-Protective Gear	\$4,000
4200-541410 Capital-Repaving Rowland St Project	\$276,494
Capital-Repaving Clarkston Industrial, Vaughan St,	
Carroll Park Dr, and Rogers (Market to NIC) 2021 LMIG	\$86,224
Total Expenditures	\$366,718

522320	Equipment Rental Other Equipment rental as needed \$3,000	\$3,000
523600	Dues & Subscriptions Digital Map Products – GovClarity Annual Subscription \$9,500 DeKalb County Stormwater Fees on City owned parcels \$3,000	\$12,500
523700	Education & Training Stormwater Training	\$2,000
Subtotal	Purchased & Contract Services	\$138,500
	Supplies	
531100	General Supplies	\$2,000
531600	Small Equipment Purchases Small Tools and Equipment	\$3,000
582200	Debt Service Interest Expense Interest Expense on Sanitation Truck Lease Purchase	\$2,639
Subtotal	Supplies	\$7,639
Total Operating Budget		\$253,789
	Stormwater Capital Projects	
542500	Stormwater Capital Repair Projects Partitions – Detention Pond and drainage ditch	\$100,000
Subtotal	Capital Purchases	\$100,000
TOTAL STORMWATER BUDGET		\$353,789

2022 Sanitation Fund

REVENUES

FY2022 Sanitation Assessments **\$253,507**

1,089 Residences as of October 2021. Anticipate adding 100 additional units in 2022. Annual Assessments by Dekalb Tax Commissioner on behalf of City of Clarkston estimated at 1189 parcels @ \$213.21 per year = \$253,507.

Total Revenues **\$253,507**

EXPENDITURES

522110 Waste Management Fees

Residential Garbage Service-Waste Management Contract **\$163,654**

Contract last updated 1/1/2021 for 3 years through 12/31/2023.
Annual CPI fee increase estimate of 3.5% included in this budget.
1,189 Service Addresses by Waste Management \$11.47/month for 12 months
(1,189 x \$11.47 = \$13,637.83/mth x 12 months = \$163.654

Residential Recycling by Latham Home Sanitation Services **\$74,907**

Current contract started 1/1/2021, concludes 12/31/2023 1 year renewal
Period that can be extended for a 2nd year based on terms of contract.

1,189 Service Addresses by Latham Home Sanitation Services
(1,189 x \$5.25 = \$6,242.25/mth x 12 months = \$74,907

Clarkston United Methodist Church Sanitation in Exchange for
Parking Privileges \$135/month = \$1,620 **\$1,620**

Public Works Dumpster \$164/month = \$1,968 **\$1,968**

Contingencies for Public Works Roll-offs, and other fees **\$11,358**

Total Expenditures **\$253,507**

2022 Homestead Option Sales Tax (HOST) Fund

REVENUES

FY2022 HOST Revenue-Fund Balance Reserve	\$71,194
Total Revenues	\$71,194

EXPENDITURES

HOST Funds must be spent on Capital Projects- 40 Oaks Improvements	\$71,194
Total Expenditures	\$71,194

City of Clarkston

Proposed Allocation of ARPA Funding for Clarkston \$2,359,557.50

Item	Description	Original Allocation Amount as of 09/07/2021	Allocation Adjustments 10/5/2021 Council Meeting	Final Allocation Amount as of 10/5/2021	Amount Spent to Date as of 10/25/2021	Allocated Amount Still Available to Spend
Total Funds Available		\$ 2,359,557.50		2,359,557.50		1,399,730.52
Business Assistance	Provide assistance for Clarkston local businesses related to COVID-19. The assistance will cover business enhancement expenses, not to exceed \$15,000 per applicant. Applicants must meet requirements defined by the City Manager.	150,000.00		150,000.00	5,000.00	145,000.00
Rental Assistance	Provide rental assistances for Clarkston residents. Applicants must meet the same requirements and documentation used for the last COVID-19 distribution in 2020. The assistance will cover rental expenses not to exceed 3 months or \$3,000.	350,000.00	150,000.00	500,000.00	452,921.00	47,079.00
Mortgage Assistance	Provide mortgage assistance for Clarkston residents. Applicants must meet the same requirements used for the last COVID-19 distribution in 2020. The assistance will cover mortgage expenses not to exceed 3 months or \$3,000.	50,000.00	(25,000.00)	25,000.00	2,458.56	22,541.44
Utility Assistance	Provide Utility assistances for Clarkston residents. Applicants must meet the same requirements used for the last COVID-19 distribution in 2020. The assistance will cover mortgage expenses not to exceed 3 months or \$1,000.	50,000.00	(25,000.00)	25,000.00	8,799.85	16,200.15
Food Assistance	Food Distribution, etc	50,000.00		50,000.00	26,754.55	23,245.45
Payroll	10% hazard pay	250,000.00		250,000.00	127,323.90	122,676.10
Health	Medical, vaccines, incentivize-gift cards	75,000.00		75,000.00	10,243.94	64,756.06
Health	Added Vaccine Gift Cards to incentivize getting Vaccines 9/7/2021	55,000.00		55,000.00	6,086.80	48,913.20
Communications/Marketing	Communications/Marketing Allocations 9/7/2021	10,000.00		10,000.00	781.40	9,218.60
PPE	gloves, sanitizer, masks	25,000.00		25,000.00	4,615.12	20,384.88
Equipment	signage, banners, safety	25,000.00	40,400.00	65,400.00	17,370.19	48,029.81
TECHNOLOGY	wifi, laptops, accessibility, council/court chambers	50,000.00	25,000.00	75,000.00	70,650.23	4,349.77
	MOU-Good Samaritan Lutheran Ministries for Clarkston Refugee Housing Assistance & Vaccine Access		17,925.00	17,925.00		17,925.00
	MOU-CDF Action for Clarkston Story Walk at Friendship Forest Wild Life Sanctuary to assist persons residing in Clarkston that have been adversely impacted by Covid19. CDF Action \$6,370 for start-up/launch and \$22,035.52 for 30 display stands to be ordered by the City of Clarkston		28,405.52	28,405.52		28,405.52
	MOU-Burmese Rohingya Community of Georgia (BRCG) - to implement the BRCG Food and Family Support and Assistance Project to assist persons residing in Clarkston that been adversely affected by the coronavirus.		25,000.00	25,000.00		25,000.00
Police Vehicle	2015 FORD F150 - Police Vehicle		23,000.00	23,000.00	23,000.00	-
Total Allocation for the above funds are covered until the November Council Meeting.		1,140,000.00	259,730.52	1,399,730.52	756,005.54	643,724.98
Allocation of remaining funding will be voted by the City Council as new project are defined by the City Council.		1,219,557.50		959,826.98		
		2,359,557.50		2,359,557.50		

January 1, 2022

2022 PROPOSED OPERATING & ENTERPRISE FUND BUDGET

REVENUES							
As of September 30, 2020		2020 ACTUAL	2021 ADOPTED BUDGET	2021 ACTUAL AS OF 09/30/2021	% OF BUDGET	2021 PROJECTED & AMENDED BUDGET	2022 BUDGET REQUEST
FUND 1 - GENERAL FUND - Revenue							
Public Utility R/E Tax - Current	311110	496	113,431	-	0%	98,134	107,947
Other Real Prop Tax	311190	2,897,322	3,351,801	168,198	5%	3,473,248	3,820,573
Real Property Tax - Prior	311200	(374,999)	-	157,855		-	-
Public Utility R/E Tax - Prior	311210	-	-	105,180		-	-
Motor Vehicle Tax - Curr	311310	148,898	127,841	174,542	137%	232,723	232,723
Intangible Tax (Reg/Rec)	311340	41,053	20,000	35,578	178%	38,000	30,000
Railroad Equip Tx-Curr	311350	912	886	934	105%	934	934
Personal Prop Tax-Curr	311390	141,522	177,311	10,634	6%	174,558	192,014
Personal Prop Tax-Prior	311400	(1,370)	-	5,251		-	-
Real Estate Transfer Tax	311600	5,714	3,000	31,278	1043%	33,000	20,000
Franchise Taxes-Electric	311710	309,131	275,282	784	0%	310,000	310,000
Franchise Taxes-Gas	311730	44,128	43,826	34,877	80%	46,503	46,503
Franchise Taxes-Cable/T	311750	44,686	51,608	30,661	59%	60,000	6,000
Franchise Taxes-Teleph	311760	1,897	3,000	848	28%	1,600	1,600
Alcoholic Bev Excise Tax	314200	125,315	103,221	82,569	80%	123,900	123,900
Local Option Mix Dr Tax	314300	44,720	17,727	48,612	274%	72,000	50,000
Business/Occupational Tax	316100	173,167	228,000	186,834	82%	212,555	212,555
Insurance Premium Tax	316200	972,010	970,000	-	0%	1,006,000	1,006,000
Penalties/Interest-Real Tax	319110	2,531	2,030	8,021	395%	8,093	5,000
Penalties/Interest-Occupation Tax	319400	2,685	4,653	3,274	70%	3,300	3,300
Alcoholic Investigation Fee	321105	5,800	5,200	8,160	157%	8,160	8,160
Retail Beer License	321110	10,000	9,000	9,000	100%	9,000	9,000
Retail Beer License/Drink	321115	4,000	4,000	4,000	100%	4,000	4,000
Retail Wine License	321120	10,000	9,000	9,000	100%	9,000	9,000
Retail Wine License/Drink	321125	4,000	4,000	4,000	100%	4,000	4,000
Retail Liquor License	321130	12,500	10,000	10,000	100%	10,000	10,000
Retail Liquor License/Drink	321135	20,000	20,000	20,000	100%	20,000	20,000
Work Permit & ID Card-Alcohol	321150	3,341	6,000	5,120	85%	6,000	6,000
Work Permit & ID Card-Entertainment	321151	16,504	100,000	90,785	91%	100,000	100,000
Pawn Shop Permits	321152	-	4,100	-		-	-
Hookah Permits	321153	2,000	2,000	2,000		2,000	2,000
Ins Co Business License	321220	19,150	21,000	17,300	82%	19,000	19,000
Zoning/Land Use Permits	322210	996	3,000	1,780	59%	2,500	2,500
Sign Permits	322230	2,875	1,500	1,959	131%	2,500	2,500
Building Permits	322240	263,968	107,000	159,204	149%	190,000	160,000
Tree Service Permit Fees	322245	320	600	1,050	175%	1,200	1,200
Certificate of Occupancy	322250	203	1,000	12,800		13,000	2,000
Other Non-Business/Permits	322900	2,840	4,000	12,853	321%	17,137	15,000
Building Inspections	323120	3,621	1,000	1,927	193%	2,569	2,569
Other Regulatory Fees	323900	-	-	-		-	-
Intergovernmental Revenue - Tucker	337000	1,600	-	-		-	-
Tree Replacement/Preservation Fees	341390	-	-	-		-	-
Printing & Duplicating	341400	1,722	1,800	860	48%	1,000	1,000
Election Qualifying Fees	341910	900	630	4,050		-	-
Accident Reports	342120	6,668	8,900	4,282	48%	5,709	5,709
Special Pickups	344111	100	400	100	25%	100	100
Background Check Fees/Crim	2104.9	2,105	13,000	3,257	25%	4,342	4,342
Woman Club Reservation	347200	3,901	20,000	-	0%	-	10,000
Pool Admissions	347201	-	24,000	21,371	89%	21,371	24,000
Pavilion Reservation Fees	347203	1,883	12,000	2,924	24%	4,000	10,000
Program Fees	347500	-	-	-	0%	-	-

REVENUES							
As of September 30, 2020		2020 ACTUAL	2021 ADOPTED BUDGET	2021 ACTUAL AS OF 09/30/2021	% OF BUDGET	2021 PROJECTED & AMENDED BUDGET	2022 BUDGET REQUEST
FUND 1 -GENERAL FUND - Revenue							

Other Fees/Chgs for Svcs	349900	-	6	22,840	380668%	-	-
Municipal Court Fines/Forf	351170	333,131	525,000	287,169	55%	406,667	350,000
Police Admin IT Fee	351180	9,263	14,000	8,532	61%	11,375	10,000
Interest Revenues	361000	6	40	-		-	-
Contributions/Donations	371000	6,700		1,950		-	-
Rents & Royalties	381000	76,892	86,000	49,323	57%	65,764	65,764
Reim for Damaged Prop	383000	38,488	4,931	54,603		20,000	20,000
Other Miscellaneous Rev	389000	74	700	72	10%	100	100
Bus Shelter Revenue	389010	11,689	34,000	-	0%	30,000	30,000
Reimburse DEA/OT	389005	14,874	18,000	19,075	106%	18,000	18,000
Sale/General Fixed Assets	392100	187,185		1,446	0%	1,446	-
Sale/Land Property	392200			-	0%	-	-
Transfer from Fund Balance	391100				0%	-	-
Proceeds from Capital Leases	393130		221,000	29,877	0%	114,000	58,500
Revenue - Proceeds GTIB Debt	393500		-	-			
TOTAL - FUND 1		5,659,119	6,790,423	1,968,600	29%	7,018,489	7,153,493

REVENUE							
As of September 30, 2020							
		2020 ACTUAL	2021 ADOPTED BUDGET	2021 ACTUAL AS OF 09/30/2021	% OF BUDGET	PROJECTED & AMENDED BUDGET	2022 BUDGET REQUEST
FUND 2 - FEDERAL SEIZURE FUND - 210							
Cash Confiscations (Illegal Act)	351320	14,474	80,000	70,430	88.0%	132,270	80,000
Other Confiscations/Escheat	351340	-			0.0%		
Proceeds/Sale Confis Prop	351346	31,058		-			
Fed Seize/Interest Revenue	361000	24		15			
Surplus Funds Prior Year Trans	393510	-		-			
Other Revenue	389000	-		-			
TOTAL - Federal Seizure Account		45,556	80,000	70,445	88.1%	132,270	80,000

REVENUE							
As of September 30, 2020							
		2020 ACTUAL	2021 ADOPTED BUDGET	2021 ACTUAL AS OF 09/30/2021	% OF BUDGET	PROJECTED & AMENDED BUDGET	2022 BUDGET REQUEST
FUND 2 - CITY SEIZURE FUND - 211							
Cash Confiscations (Illeg Ac)	351320	-		-		300	500
Proceeds/Sales/Confis Prop	351346	-		-			
City Seiz Interest Revenue	361000	-		-			
Other Misc. Revenue	389000	-	-	-			-
Fund Balance Reserve							
TOTAL - City Seizure Account		-	-	-		300	500

Note:

Federal and City Seizure expenses fully funded by Seizure revenues.

Seizure accounts are separate funds that may be expended to the full balance available.

REVENUE							
As of September 30, 2020							
		2020 ACTUAL	2021 ADOPTED BUDGET	2021 ACTUAL AS OF 09/30/2021	% OF BUDGET	2021 PROJECTED & AMENDED	2022 BUDGET REQUEST
FUND 3 - MULTIPLE GRANT FUND - 250							
LMIG	3341100	103,741	100,000	86,224	86%	86,224	362,718
FEMA/GEMA-Hurricane Irma			-				
FHWA Streetscape Construction		961,598	-	-			
CDBG Grant Dekalb County		-	-	-			
NRPA 10 Minute Walk Grant	331155		-				
US Dept of Justice BVP Vests		2,598	4,000	1,597		4,000	4,000
PATH Foundation-Path Grant	334200	-	-				
Fulton Dekalb Hospital Authority Defibrillators		9,407	-	-			
TOTAL		1,077,344	104,000	87,820	84%	90,224	366,718


FUND 4 -500 - STORM WATER UTILITY REVENUE							
Storm Water Fees Fund	344190	312,481	303,000	18,710	6%	303,000	303,000
Prior Yr. Stormwater fees	344195	3,098	-	7,740		-	-
Storm Water Bank Interest	361000	44	20	20	99%	20	20
Storm Water-Cost Sharing Construction	389000			40,000		190,000	-
Budget from Fund Balance Reserves			23,170	-		117,461	50,769
TOTALS		315,622	326,190	66,470	20%	610,481	353,789

FUND 6 -540 - SANITATION FUND REVENUE							
Sanitation Fees/Enterprise	344110	217,544	217,900	25,664	12%	217,900	253,507
Prior yr. Sanitation Fees	344115	(190)	-	5,740		-	-
Commercial Business Fees	344120	-	-	-		-	-
Sanitation Interest	36100	-	-	-		-	-
TOTALS		217,353	217,900	31,403	14%	217,900	253,507

FUND 330 - HOST FUND REVENUE							
HOST Revenues	313300	-	71,194	-	0%	71,194	71,194
TOTALS		-	71,194	-	0%	71,194	71,194

FUND 260 - CORONAVIRUS RELIEF FUND							
Interest Revenue	361000	-	-	-		-	-
Federal Govt Grants	331110	-	-	1,433,288		1,399,731	643,725
TOTALS		-	-	1,433,288		1,399,731	643,725

FUND 320 - SPLOST FUND							
SPLOST Tax Revenue	313300	1,782,562	1,800,000	1,384,214	77%	2,077,500	2,077,500
Interest Revenue	361000	3,794	6,000	1,009	17%	1,000	500
Funding from Bond Proceeds/Fund Balance		7,282,000	2,112,756	-	0%	1,440,256	1,972,698
TOTALS		9,068,356	3,918,756	1,385,222	35%	3,518,756	4,050,698



Proposed **FY 2022**
OPERATING & ENTERPRISE
FUND BUDGET

Public Hearing/Adoption December 7, 2021

Proposed FY 2022 OPERATING & ENTERPRISE FUND BUDGET

ADOPTION PROCESS

- TWO (2) PUBLIC HEARINGS/CITY COUNCIL & PUBLIC INPUT
 - ~~NOVEMBER 30TH 2021 6:30 PM SPECIAL CALLED MEETING/WORKSESSION MEETING~~
 - DECEMBER 7TH, 2021, 7:00PM REGULAR CITY COUNCIL MEETING

- ADOPTION OF THE OPERATING & ENTERPRISE FUND BUDGET
 - CITY COUNCIL REGULAR MEETING-DECEMBER 7TH, 2021, 7:00PM REGULAR CITY COUNCIL MEETING

***Proposed* FY 2022
OPERATING &
ENTERPRISE FUND
BUDGET/PREFACE**

- CITY OF CLARKSTON IS A CITY COUNCIL-CITY MANAGER FORM OF GOVERNMENT
- CITY OF CLARKSTON POPULATION: 14,756
- FT EMPLOYEES: 45
- ECONOMIC LIMITATIONS
- COST OF LIVING EXPENSES
- CHANGING INDUSTRIES
- RETENTION OF EMPLOYEES
- RETENTION OF BUSINESSES

***Proposed* FY 2022 OPERATING &
ENTERPRISE FUND BUDGET
ALL FUNDS BUDGET**

FY 2022 ALL FUNDS BUDGET

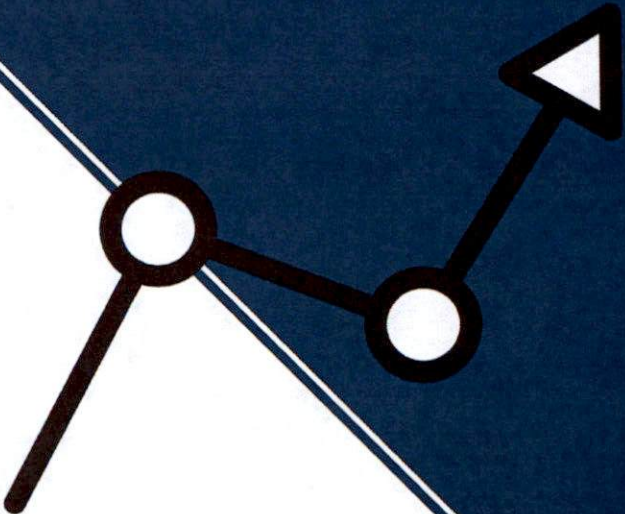
\$12,973,624

\$12,973,624

TOTAL FY 2022 BUDGET

\$11,508,463

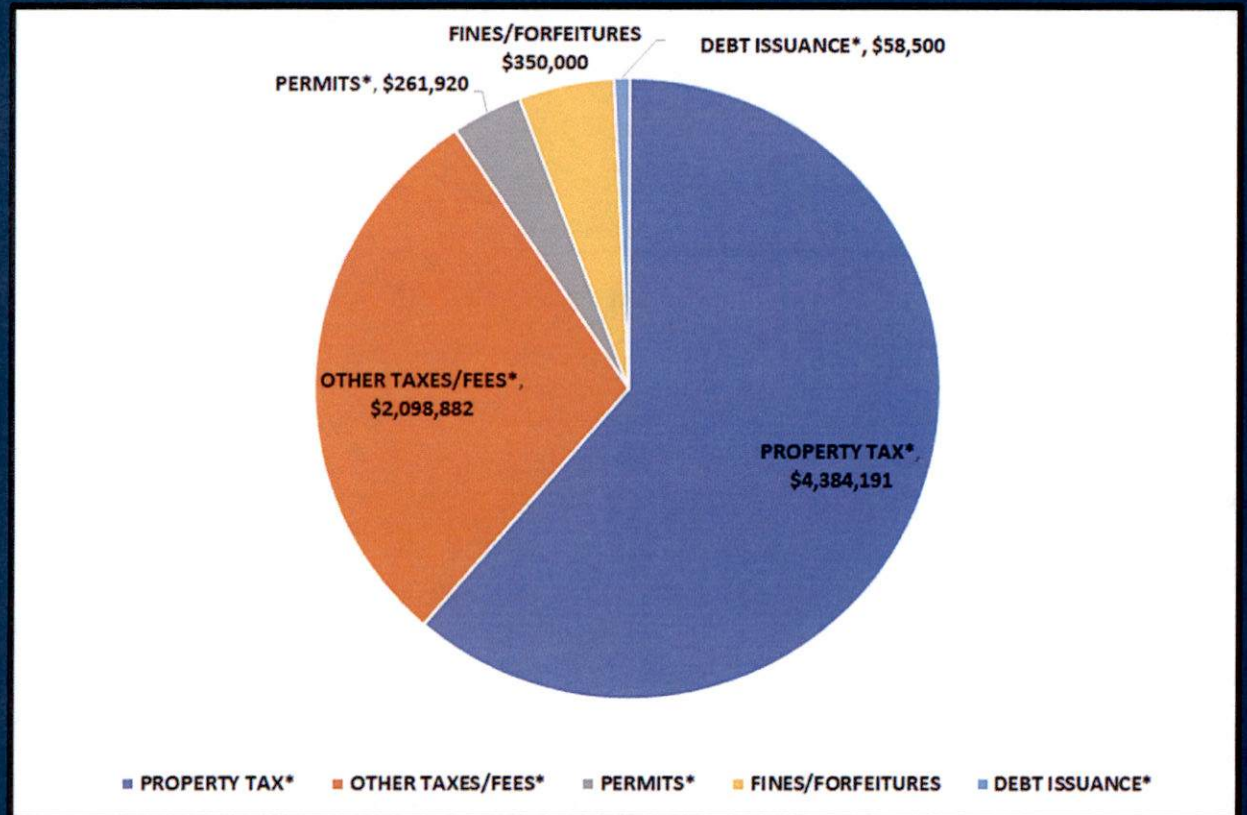
TOTAL FY 2021 BUDGET



Proposed FY 2022
**OPERATING &
ENTERPRISE FUND
BUDGET**

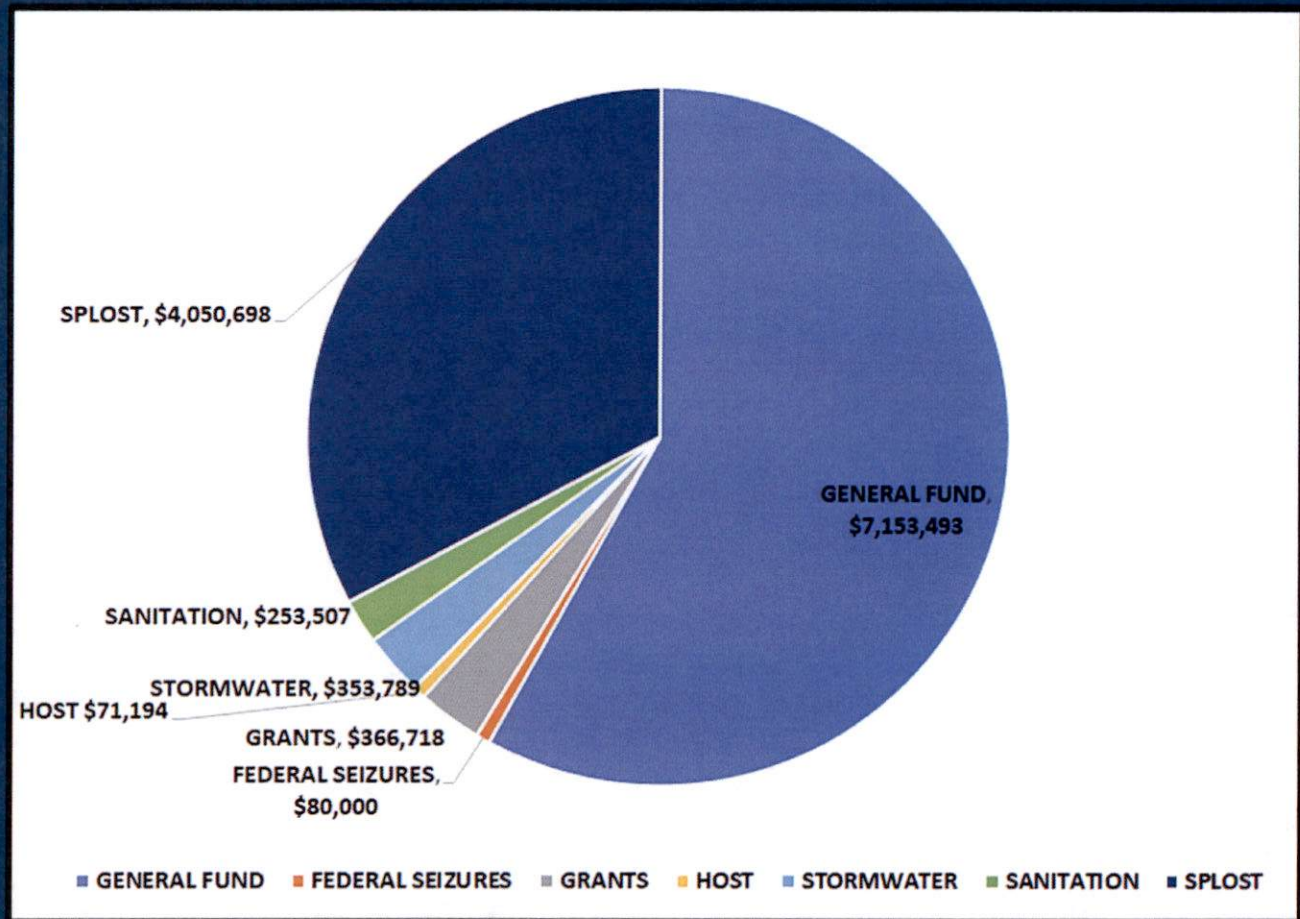
GENERAL FUND

TOTAL \$7,153,493



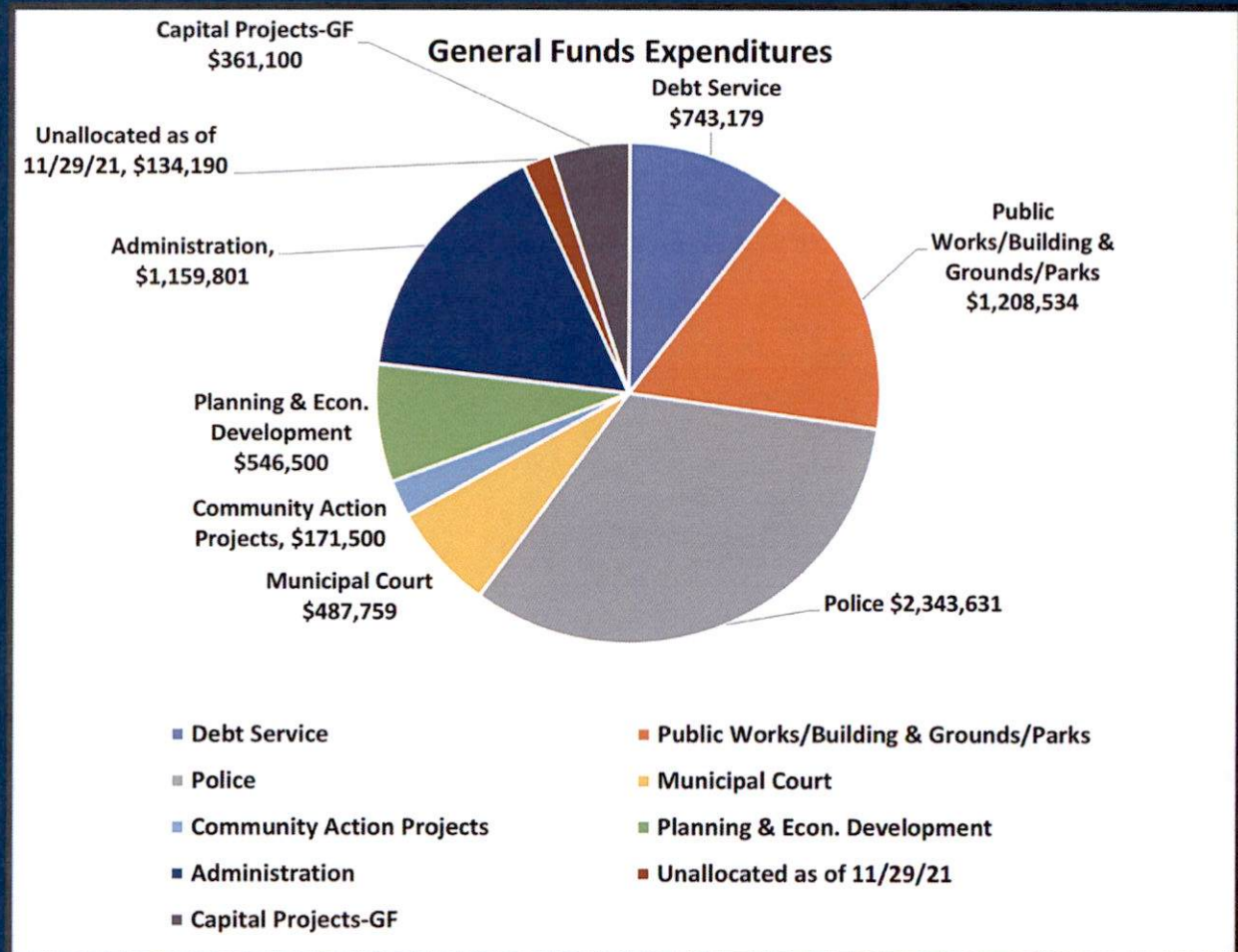
Proposed FY 2022 OPERATING & ENTERPRISE FUND BUDGET

ALL REVENUE FUNDS



Proposed FY 2022 OPERATING & ENTERPRISE FUND BUDGET-GENERAL FUNDS EXPENDITURES

TOTAL \$7,153,493




\$7,153,493

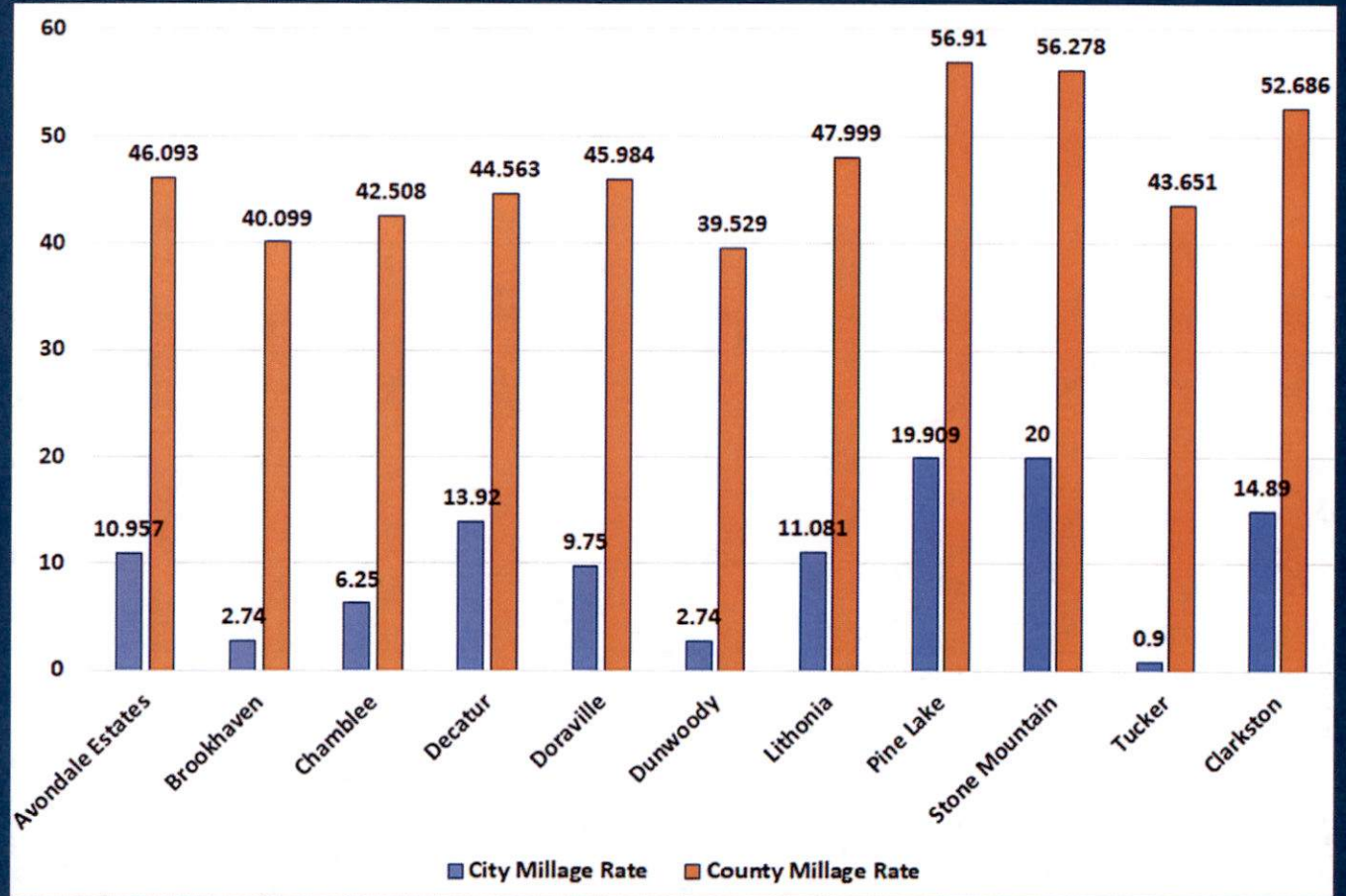
TOTAL FY 2022 GF BUDGET

\$6,790,423

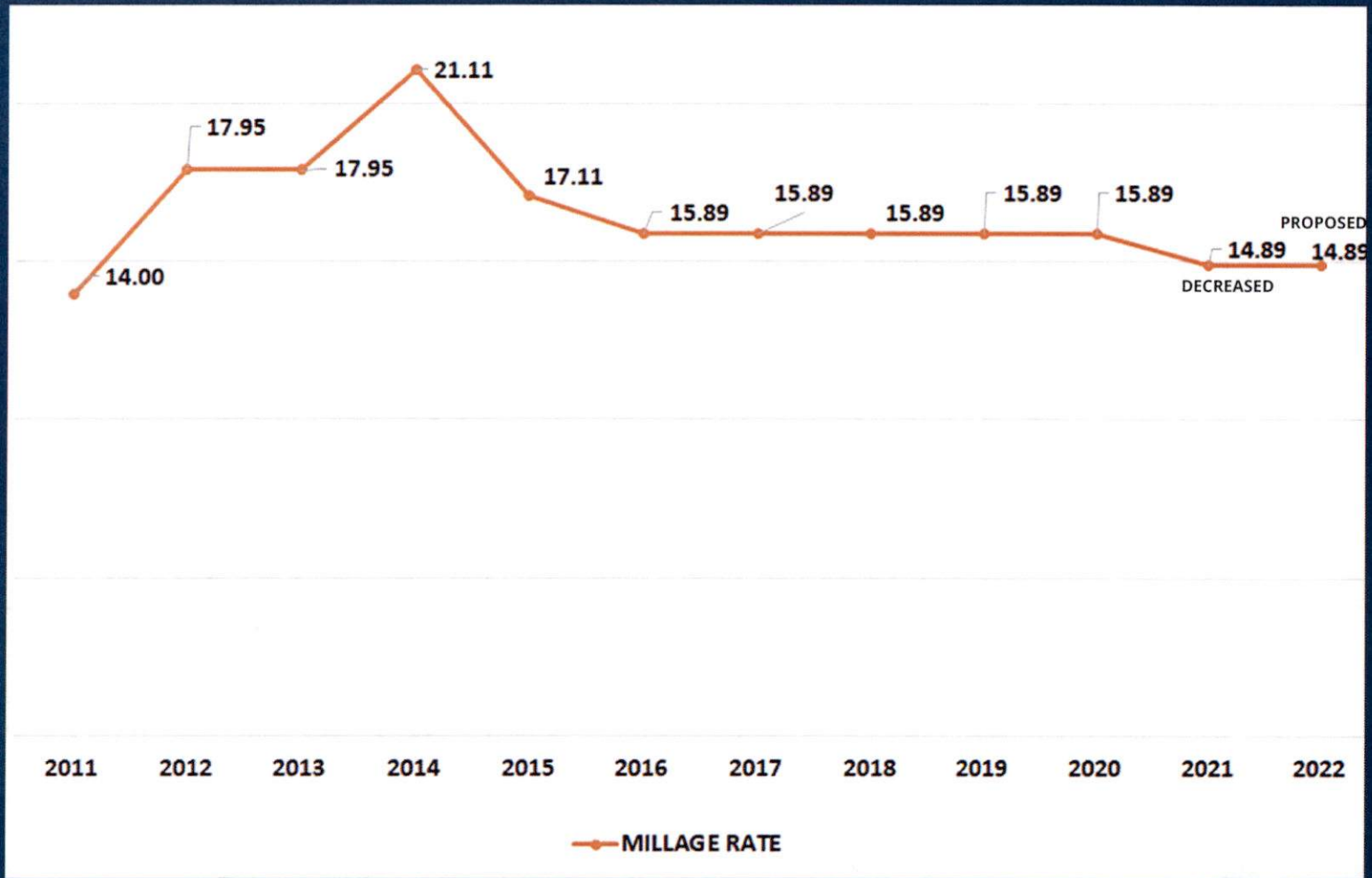
TOTAL FY 2021 GF BUDGET



2022 MILLAGE RATES- DEKALB MUNICIPALITIES



CITY OF CLARKSTON MILLAGE RATE HISTORY



HOW ARE YOUR TAXES CALCULATED?

APPRAISED VALUE

\$100,000

DIVIDED BY \$1,000

40

X MILLAGE RATE

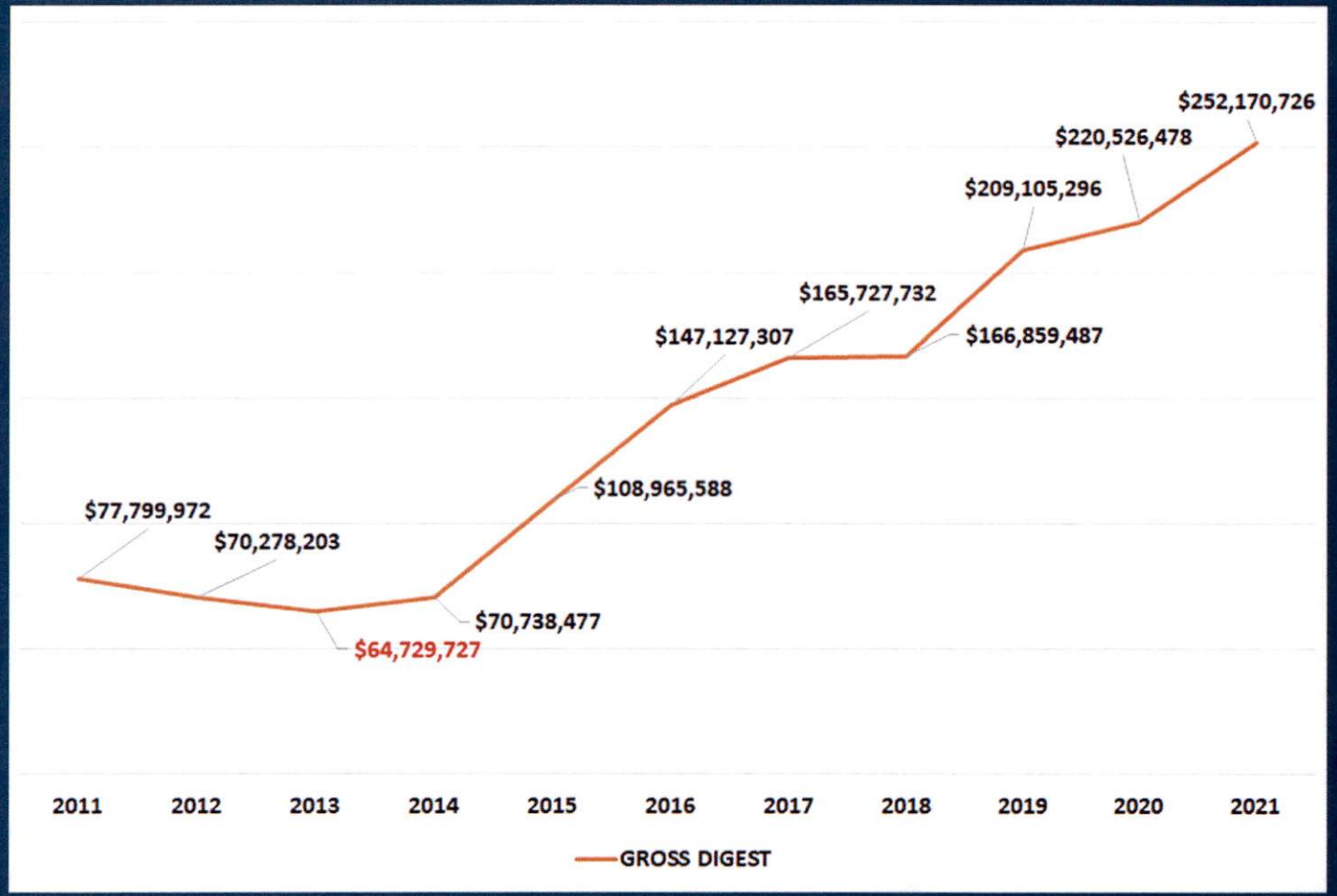
14.89

CITY PROPERTY TAXES

\$595.60

10-YEAR GROSS DIGEST HISTORY

*



***Proposed* FY 2022 OPERATING & ENTERPRISE FUND
BUDGET-
VISION & MISSION**

- EFFECTIVE, EFFICIENT CITY PROCESSES & SERVICES
- TRANSPARENCY AND PUBLIC ACCESS
- CONTINUOUS EXPENSE REVIEWS
- PUBLIC PRIVATE COLLABORATION & PARTNERSHIPS
- INCREASE GRANTS
- ENSURE ALL REVENUE IS RECEIVED & ACCOUNTED FOR

PRELIMINARY FY 2022 OPERATING & ENTERPRISE FUND BUDGET MAYOR/CITY COUNCIL

MAYOR

CITY
COUNCIL

ADMINISTRATION
LEGISLATIVE AUTHORITY

- COUNCIL BUDGET
\$143,068
- MAYOR BUDGET
\$32,192

***Proposed* FY 2022 OPERATING & ENTERPRISE FUND BUDGET**

CITY FULL TIME EMPLOYEES

ADMINISTRATION -	<u>5.0</u>
POLICE-	<u>21.0</u>
MUNICIPAL COURT-	<u>4.0</u>
PUBLIC WORKS-	<u>11.6</u>
PLAN./ECON. & DEV.	<u>3.0</u>

TOTAL FULL TIME EMPLOYEES 45.6

***Proposed* FY 2022 OPERATING & ENTERPRISE FUND BUDGET**

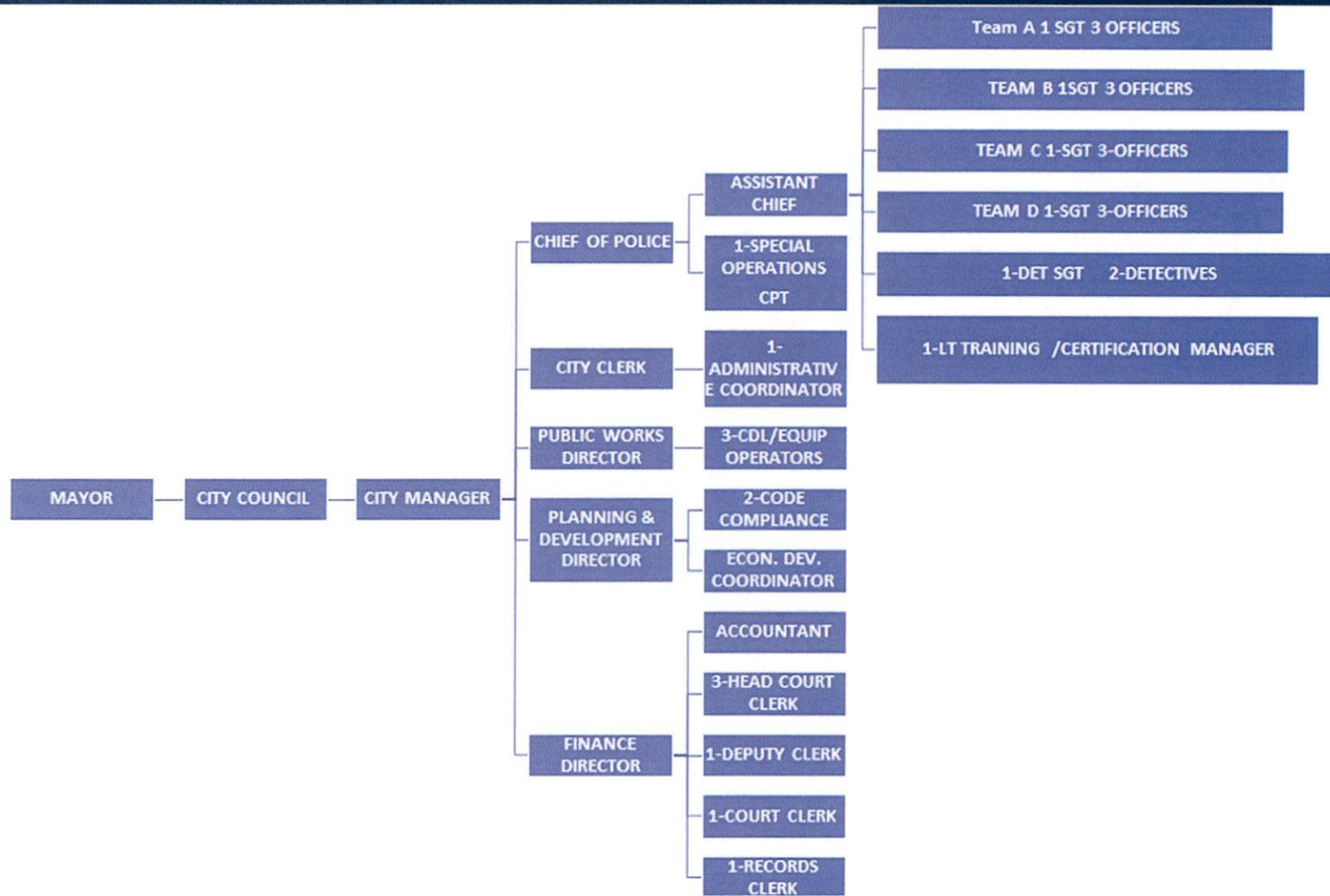
ADMINISTRATION

\$1,159,801.00

EXECUTIVE AUTHORITY

- 5.0 FTEs
- RESPONSIBLE FOR
DAILY CITY OPERATION
- PERSONNEL
- PROJECT
MANAGEMENT

FY 2022 OPERATING & ENTERPRISE FUND BUDGET/CITY PERSONNEL FULL TIME EMPLOYEES



FY 2022 OPERATING & ENTERPRISE FUND BUDGET/ADMINISTRATION

ADMINISTRATION	
\$1,159,801 TOTAL FY 22 (INCLUDES MAYOR/COUNCIL EXPENSES IN TOTAL)	LIABILITY INS (GIRMA) \$40,000
-\$602,776 PERSONNEL ADMIN.	-DUES/SUBSCRIPTIONS \$23,665 LIABILITY INS (GIRMA) \$40,000 -GRANT WRITING \$20,000
-375,265 PURCHASE/CONTRACT SERVICES	ANNEXATION STUDY \$15,000
-\$6,500 SUPPLIES	-CLEAR GOV \$7,500
ATTORNEYS \$112,500	-MUNICODE UPDATES \$6,000
-IT \$51,200	-ELECTIONS \$2,000
AUDITORS \$43,000	-EQUIPMENT RENTAL (POSTAGE /COPY) \$4,800
LIABILITY INS (GIRMA) \$40,000 PROFESSIONAL SERVICES FEES \$40,000	-TAX BILLING/COLLEC \$4,500
-ANNEXATION STUDY \$15,000	-LEGAL ADVERTISING \$6,000
-DUES/SUBSCRIPTIONS \$23,665	

***Proposed* FY 2022 OPERATING & ENTERPRISE FUND BUDGET**

POLICE

\$2,343,631.00

- A WELCOMING, SAFE, AND SECURE CITY
- CONDUCT CRIMINAL INVESTIGATIONS
- PATROL
- COMMUNITY ORIENTED
- PROFESSIONAL & TRAINED
- 21 FTEs
- FILL CURRENT VACANCIES
- SPECIAL EVENTS/PROJECTS
- ENHANCE SERVICE DELIVERY LEVELS

Proposed FY 2022 OPERATING & ENTERPRISE FUND BUDGET

MUNICIPAL COURT

\$487,759.00

- 4 FTEs, CHIEF COURT/
RECORDS, 2 COURT CLERKS
- MANAGE COURT
PROCEEDINGS
- JUDGE, SOLICITOR, PUBLIC
DEFENDER
- INCREASE REVENUE ACTIVITY

***Proposed* FY 2022 OPERATING & ENTERPRISE FUND BUDGET**

PUBLIC WORKS/PARKS/BUILDINGS & GROUNDS

\$1,208,534.00

11.6 FTEs

- ONGOING/ENHANCED MAINTENANCE & BEAUTIFICATION OF STREETS, ROW, & PARKS
- LITTER CONTROL & ABATEMENT
- COMPREHENSIVE LAWN/WEED/TREE MANAGEMENT
- STREET REPAIRS, MANAGE SWEEPING/PAVING
- MILAM PARK, FF, 40 OAKS, NATURE PRESERVE, ADDITIONAL MAINTENANCE
- ALTERNATIVE LANDSCAPING TRAINING - EDUCATION -
- BUILDING MAINTENANCE-OVERSEE CONTRACTS-6 CITY FACILITIES
- SPECIAL EVENTS

Proposed FY 2022 OPERATING & ENTERPRISE FUND BUDGET/

PLANNING/ECONOMIC & DEVELOPMENT

\$546,500.00

- CONTINUE PROMOTING CLARKSTON
- 3 FTE'S (DIRECTOR, CODE OFFICER , ECONOMIC DEVELOPMENT COORDINATOR
- MARKETING/ADVERTISING/OUTREACH
- ENCOURAGE DEVELOP/REDEVELOP
- FOCUS ON TELLING THE CLARKSTON STORY
- RETAIN/ENHANCE EXISTING BUSINESS
- PROMOTE/FOSTER DIVERSITY
- CITY CENTER, MULTI & SINGLE FAMILY
- CODE COMPLIANCE-ENFORCEMENT
- ENHANCE COMMUNITY STANDARDS/OUTREACH
- BEAUTIFICATION
- CONTRACTS, PLAN REVIEWS/INSPECTIONS
- COLLABORATION
 - PLANNING & ZONING BOARD
 - HISTORICAL PRESERVATION
 - DOWNTOWN DEVELOPMENT AUTHORITY

**FY 2022 OPERATING &
ENTERPRISE FUND
BUDGET/OTHER
INFRASTRUCTURE**

DEKALB COUNTY PROVIDES
(INTERGOVERNMENTAL
SERVICES AGREEMENTS):

WATER, SEWER
UTILITIES

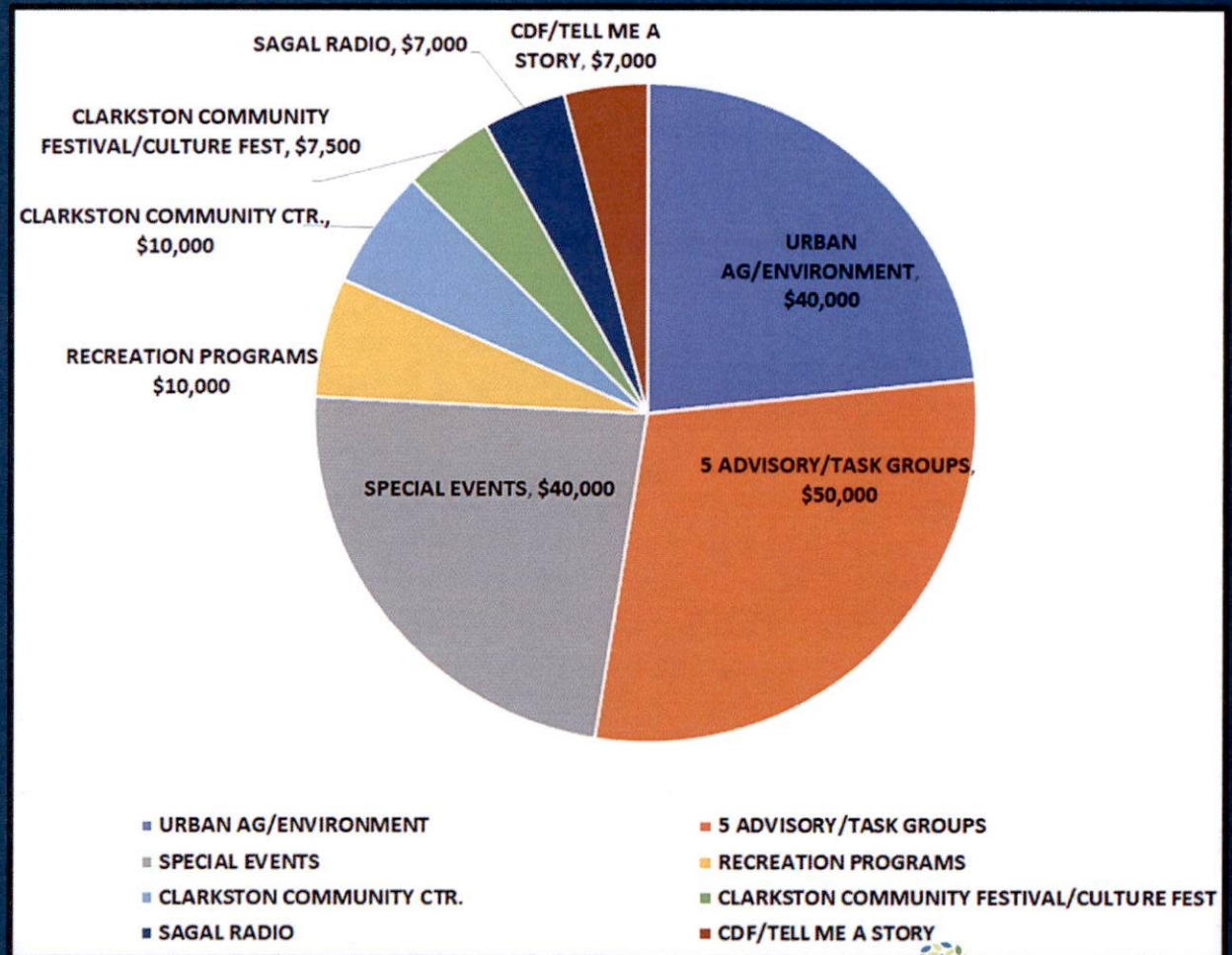
FIRE RESCUE
SERVICE

EMERGENCY
MANAGEMENT

Proposed FY 2022 OPERATING & ENTERPRISE FUND BUDGET

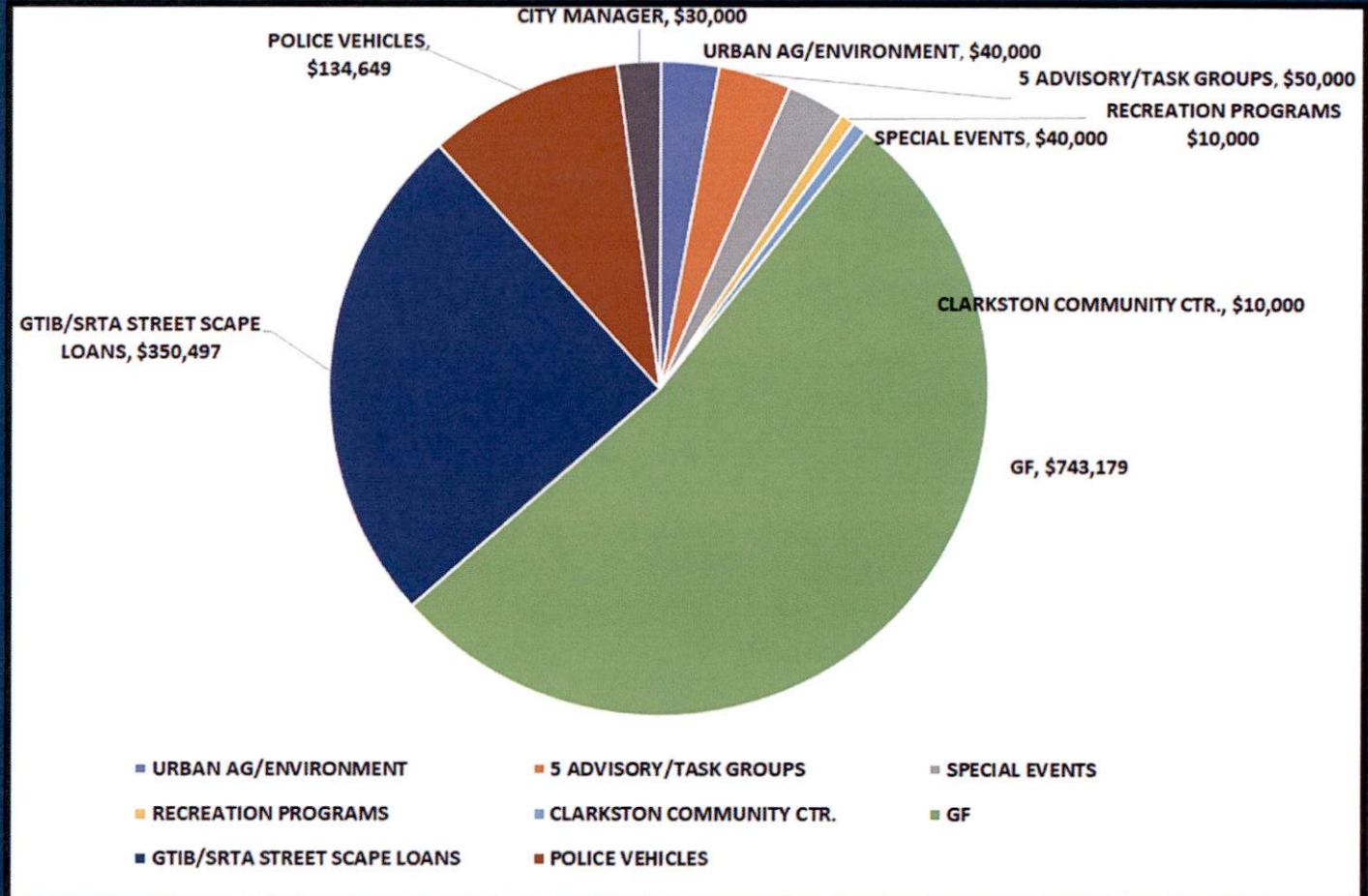
COMMUNITY ACTION PROJECTS

\$171,500.00



Proposed FY 2022 OPERATING & ENTERPRISE FUND BUDGET

ALL FUNDS DEBT SERVICES



\$794,875.00

Proposed FY 2022
**OPERATING &
ENTERPRISE FUND
BUDGET
EXPENDITURES**

**TOTAL SPLOST FUND
EXPENDITURES \$4,050,698.00**

Proposed **FY 2022**
**OPERATING &
ENTERPRISE FUND
BUDGET**

STORMWATER

\$353,789.00

- UTILIZE FUND BALANCE OF \$83,000 FOR PLANNED PROJECT W/PARTITIONS
- \$63.96 EQUIVALENT RESIDENTIAL UNIT (ERU)

Proposed **FY 2022
OPERATING &
ENTERPRISE FUND
BUDGET**

SANITATION

\$253,507.00

- RESIDENTIAL COLLECTION FOR 1,070 ADDRESSES
- WILL HAVE APPROXIMATELY \$50,000 FUND BALANCE AT THE END OF FY 21
- \$213.21 ANNUAL PER UNIT

Proposed FY 2022
**OPERATING &
ENTERPRISE FUND
BUDGET**

GRANTS

REVENUES
\$366,718.00

EXPENDITURES
\$366,718.00



Proposed FY 2022 OPERATING
& ENTERPRISE BUDGET
ALL FUNDS BUDGET

\$12,973,624

Proposed **FY 2022**
OPERATING & ENTERPRISE
BUDGET

QUESTIONS??

COMMENTS??